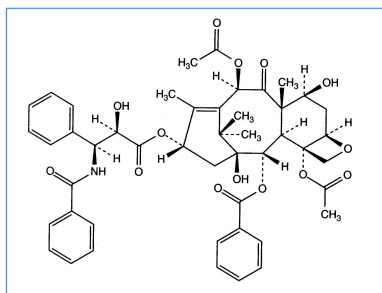


Stabilis



Paclitaxel



Oriģinālais nosaukums

Aclipak	Malaizija
Acoexcel	Meksika
Acupaxil	Maroka
Anzatax	Apvienotie Arābu Emirāti, Ēģipte, Irāna, Jaunzēlande, Malaizija, Maroka, Peru, Saūda Arābija, Tunisija, Turcija
Aritaxel	Vācija
Cantaxel	Indija
Clitaxel	Argentīna, Venecuēla
Dalys	Argentīna
Ebetaxel	Austrija, Irāna, Maroka, Saūda Arābija, Tunisija, Turcija
Genexol	Ēģipte, Indija, Irāna
Onxol	Amerikas Savienotās Valstis
Paclinova	Argentīna
Paclitaxin	Brazīlija, Luksemburga, Malaizija, Slovēnija
Parexel	Brazīlija, Ekvadora, Kolumbija, Venecuēla
Paxene	Dānija, Grieķija, Holande, Īrija, Polija, Spānija
Poltaxel	Polija
Ribotax	Vācija
Taxol	Apvienotie Arābu Emirāti, Austrija, Brazīlija, Dānija, Ēģipte, Grieķija, Holande, Irāna, Itālija, Japāna, Jaunzēlande, Kolumbija, Malaizija, Maroka, Peru, Polija, Portugāle, Slovēnija, Šveice, Turcija, Venecuēla, Zviedrija
Taxomedac	Vācija
Vitax	Brazīlija, Peru, Turcija



Šķīduma stabilitāte

		0.3 mg/ml	2-8°C		13			2172
		0.3 mg/ml	25°C		3			2172

		1,2 mg/ml	30°C		4				173
		1.2 mg/ml	2-8°C		8				2172
		1.2 mg/ml	25°C		5				2172
		0,4 & 1,2 mg/ml	20°C-25°C		5				1865
		0.3 mg/ml	2-8°C		20				2172
		0.3 & 1.2 mg/ml	25°C		7				2172
		1,2 mg/ml	30°C		4				173
		1.2 mg/ml	2-8°C		8				2172
		0.3 mg/ml	2-8°C		13				2172
		0.3 & 1.2 mg/ml	25°C		3				2172
		1.2 mg/ml	2-8°C		9				2172
		0,4 & 1,2 mg/ml	20°C-25°C		5				1865
		0,4 & 1,2 mg/ml	25°C		5				1520
		0,4 & 1,2 mg/ml	4°C		5				1520
		0,4 & 1,2 mg/ml	4°C		5				1865
		0.3 mg/ml	2-8°C		13				2172
		0.3 & 1.2 mg/ml	25°C		3				2172
		1.2 mg/ml	2-8°C		10				2172
		0,1 & 1 mg/ml	22°C		3				157
		0,1 & 1 mg/ml	32°C		3				157
		0,1 & 1 mg/ml	4°C		3				157
		0,3 mg/ml	5°C		28				2174
		0,3 & 0,75 mg/ml	25°C		6				2174
		0,3 & 1,2 mg/ml	20°C-23°C		48				669
		0,3 & 1,2 mg/ml	25°C		72				1522
		0,3 & 1,2 mg/ml	4°C		72				2014
		0,3 >> 1,2 mg/ml	30°C		4				173
		0,6 mg/ml	20°C-23°C		25				412
		0,75 mg/ml	5°C		16				2174
		0.3 > 1.2 mg/ml	25°C		72				1956
		0.3 > 1.2 mg/ml	5°C		28				1956
		1,2 mg/ml	20°C-23°C		25				412
		1,2 mg/ml	25°C		4				2174

POF		1,2 mg/ml	5°C		12			2174
POF		0,1 & 1 mg/ml	22°C		3			157
POF		0,1 & 1 mg/ml	32°C		3			157
POF		0,1 & 1 mg/ml	4°C		3			157
POF		0,3 mg/ml	25°C		8			2174
POF		0,3 mg/ml	5°C		28			2174
POF		0,3 & 1,2 mg/ml	20°C-23°C		48			669
POF		0,3 & 1,2 mg/ml	25°C		72			1522
POF		0,3 & 1,2 mg/ml	4°C		72			2014
POF		0,3 >> 1,2 mg/ml	30°C		4			173
POF		0,6 mg/ml	20°C-23°C		25			412
POF		0,75 mg/ml	25°C		4			2174
POF		0,75 mg/ml	5°C		16			2174
POF		0,3 > 1,2 mg/ml	25°C		72			1956
POF		0,3 > 1,2 mg/ml	5°C		14			1956
POF		1,2 mg/ml	20°C-23°C		12			412
POF		1,2 mg/ml	25°C		4			2174
POF		1,2 mg/ml	5°C		12			2174



Maisījuma stabilitāte

		0,145 mg/ml	20°C-23°C		Granisetron hydrochloride : 0,5 mg/ml	4		57
		0,3 & 1,2 mg/ml	23°C		Ondansetron hydrochloride : 0,03 & 0,3 mg/ml	4		47
		0,3 & 1,2 mg/ml	23°C		Ranitidine hydrochloride : 0,5 & 2 mg/ml	4		47
		1,2 mg/ml	23°C		Ondansetron hydrochloride : 0,3 mg/ml Ranitidine hydrochloride : 2,0 mg/ml	4		47
		0,3 & 1,2 mg/ml	23°C		Fluconazole : 2 mg/ml	4		151
		0,62 mg/ml	25°C		Palonosetron hydrochloride : 26,6 µg/ml	4		1940
		0,6 mg/ml	25°C		Acetyl L-carnitine : 15 mg/ml	4		3277
POF		0,3 & 1,2 mg/ml	23°C		Doxorubicin hydrochloride : 0,2 mg/ml	24		1286
POF		0,3 & 1,2 mg/ml	23°C		Carboplatin : 2 mg/ml	24		872
POF		0,3 & 1,2 mg/ml	32°C		Doxorubicin hydrochloride : 0,2 mg/ml	24		1286

POF		0,3 & 1,2 mg/ml	32°C	?	Carboplatin : 2 mg/ml	24		872
POF		0,3 & 1,2 mg/ml	4°C		Carboplatin : 2 mg/ml	24		872
POF		0,3 & 1,2 mg/ml	4°C		Doxorubicin hydrochloride : 0,2 mg/ml	24		1286
POF		0,3 & 1,2 mg/ml	23°C		Doxorubicin hydrochloride : 0,2 mg/ml	24		1286
POF		0,3 & 1,2 mg/ml	23°C	?	Carboplatin : 2 mg/ml	24		872
POF		0,3 & 1,2 mg/ml	32°C		Doxorubicin hydrochloride : 0,2 mg/ml	24		1286
POF		0,3 & 1,2 mg/ml	32°C	?	Carboplatin : 2 mg/ml	24		872
POF		0,3 & 1,2 mg/ml	4°C		Carboplatin : 2 mg/ml	24		872
POF		0,3 & 1,2 mg/ml	4°C		Doxorubicin hydrochloride : 0,2 mg/ml	24		1286
?		0,27 mg/ml	20°C-23°C		Topotecan : 0,028 mg/ml	4		1026
?		0,27 mg/ml	20°C-23°C		Topotecan : 0,028 mg/ml	4		1026



Stabilitāti ietekmējoši faktori























































	PVC	→		38 140 158 250 412 1961
		→		2172
	pH = 4	→		3093
		→		1741
		→		2174
		→		2172















Saderība

	Paclitaxel : 1.2 mg/ml Aciclovir sodium : 7 mg/ml		248
	Paclitaxel : 1.2 mg/ml Amikacin sulfates : 5 mg/ml		248
	Paclitaxel : 1.2 mg/ml Aminophylline : 2.5 mg/ml		248
	Paclitaxel : 1.2 mg/ml Amphotericin B : 0.6 mg/ml		248
	Paclitaxel : 0.6 mg/ml Amphotericin B cholesteryl sulfate complex : 0.83 mg/ml		921

	Paclitaxel : 1.2 mg/ml Ampicillin sodium - sulbactam sodium : 20/10 mg/ml		248	
	Paclitaxel : 0.6 mg/ml Anidulafungin : 0.5 mg/ml		1982	
	Paclitaxel : 1.2 mg/ml Bleomycin sulfate : 1 mg/ml		248	
	Paclitaxel : 1.2 mg/ml Butorphanol tartrate : 0.04 mg/ml		248	
	Paclitaxel : 1.2 mg/ml Calcium chloride : 20 mg/ml		248	
	Paclitaxel : 1.2 mg/ml Carboplatin : 5 mg/ml		85	
	Paclitaxel : 0,3 & 1,2 mg/ml Carboplatin : 2 mg/ml		872	
	Paclitaxel : 0,3 & 1,2 mg/ml Carboplatin : 2 mg/ml		872	
	Paclitaxel : 1.2 mg/ml Ceforanide : 20 mg/ml		248	
	Paclitaxel : 1.2 mg/ml Ceftazidime : 40 mg/ml		248	
	Paclitaxel : 1.2 mg/ml Ceftriaxone disodium : 20 mg/ml		248	
		Paclitaxel : 1.2 mg/ml Chlorpromazine hydrochloride : 2 mg/ml		248
	Paclitaxel		1956	
	Paclitaxel : 0,3 & 1,2 mg/ml Cisplatin : 0,2 mg/ml		872	
	Paclitaxel : 1.2 mg/ml		1415	
	Paclitaxel : 1.2 mg/ml		301	
	Paclitaxel : 1.2 mg/ml Cimetidine hydrochloride : 12 mg/ml		85	
	Paclitaxel : 1.2 mg/ml Cisplatin : 1 mg/ml		85	
		Paclitaxel Cisplatin	3578	
	Paclitaxel : 0.6 mg/ml Cladribine : 0.5 mg/ml		1496	
	Paclitaxel : 0.6 mg/ml Cladribine : 0.015 mg/ml		1496	
	Paclitaxel : 1.2 mg/ml Cyclophosphamide : 10 mg/ml		85	
	Paclitaxel : 1.2 mg/ml Cytarabine : 50 mg/ml		85	
	Paclitaxel : 1.2 mg/ml Dacarbazine : 4 mg/ml		248	
	Paclitaxel : 1.2 mg/ml Dexamethasone sodium phosphate : 1 mg/ml		85	
	Paclitaxel : 1.2 mg/ml Diphenhydramine hydrochloride : 2 mg/ml		85	
	Paclitaxel : 0,6 mg/ml Doripenem : 5 mg/ml		2262	

		Paclitaxel : 0,6 mg/ml Doripenem : 5 mg/ml		2262
		Paclitaxel : 0,3 & 1,2 mg/ml Doxorubicin hydrochloride : 0,2 mg/ml		1286
		Paclitaxel : 1.2 mg/ml Doxorubicin hydrochloride : 2 mg/ml		85
		Paclitaxel : 0,3 & 1,2 mg/ml Doxorubicin hydrochloride : 0,2 mg/ml		1286
		Paclitaxel : 0.6 mg/ml Doxorubicin hydrochloride liposome peg : 0.4 mg/ml		251
		Paclitaxel		1956
		Paclitaxel : 1.2 mg/ml Droperidol : 0.4 mg/ml		248
		Paclitaxel : 1.2 mg/ml Etoposide : 0.4 mg/ml		85
		Paclitaxel : 1.2 mg/ml Etoposide phosphate : 5 mg/ml		1410
		Paclitaxel : 1.2 mg/ml Famotidine : 2 mg/ml		248
		Paclitaxel : 1.2 mg/ml Floxadine : 3 mg/ml		248
		Paclitaxel : 0,3 & 1,2 mg/ml Fluconazole : 2 mg/ml		151
		Paclitaxel : 1.2 mg/ml Fluconazole : 2 mg/ml		248
		Paclitaxel : 1.2 mg/ml Fluorouracil : 16 mg/ml		85
		Paclitaxel : 1.2 mg/ml Furosemide : 3 mg/ml		248
		Paclitaxel : 1.2 mg/ml Ganciclovir sodium : 20 mg/ml		248
		Paclitaxel : 1.2 mg/ml Gemcitabine hydrochloride : 10 mg/ml		1423
		Paclitaxel : 1.2 mg/ml Gentamicin sulfate : 5 mg/ml		248
		Paclitaxel : 1.2 mg/ml Granisetron hydrochloride : 0.05 mg/ml		182
		Paclitaxel : 0.29 mg/ml Granisetron hydrochloride : 1 mg/ml		57
		Paclitaxel : 1.2 mg/ml Haloperidol lactate : 0.2 mg/ml		85
		Paclitaxel : 1.2 mg/ml Heparin sodium : 100 UI/ml		248
		Paclitaxel : 1.2 mg/ml Hydrocortisone sodium succinate : 1 mg/ml		248
		Paclitaxel : 1.2 mg/ml Hydromorphone hydrochloride : 0.5 mg/ml		248
		Paclitaxel : 1.2 mg/ml Hydroxyzine dihydrochloride : 4 mg/ml		248
		Paclitaxel : 1.2 mg/ml Ifosfamide : 25 mg/ml		248

	Paclitaxel : 0.6 mg/ml Lansoprazole : 0.55 mg/ml		1625
	Paclitaxel : 0.6 mg/ml Linezolid : 2 mg/ml		1925
	Paclitaxel : 1.2 mg/ml Lorazepam : 0.1 mg/ml		85
	Paclitaxel : 1.2 mg/ml Magnesium sulfate : 100 mg/ml		248
	Paclitaxel : 1.2 mg/ml Mannitol : 150 mg/ml		248
	Paclitaxel : 1.2 mg/ml Mesna : 10 mg/ml		248
	Paclitaxel : 1.2 mg/ml Methotrexate sodium : 15 mg/ml		85
	Paclitaxel : 1.2 mg/ml Methylprednisolone sodium succinate : 5 mg/ml		248
	Paclitaxel : 1.2 mg/ml Metoclopramide hydrochloride : 5 mg/ml		85
	Paclitaxel : 1.2 mg/ml Mitoxantrone dihydrochloride : 0.5 mg/ml		248
	Paclitaxel : 1.2 mg/ml Morphine sulfate : 1 mg/ml		248
	Paclitaxel : 1.2 mg/ml Nalbuphine hydrochloride : 10 mg/ml		248
	Paclitaxel : 0.3 & 1.2 mg/ml Ondansetron hydrochloride : 0.03 & 0.3 mg/ml		47
	Paclitaxel : 1.2 mg/ml Ondansetron hydrochloride : 0.5 mg/ml		248
	Paclitaxel : 0,6 mg/ml Oxaliplatin : 0,5 mg/ml		1662
	Paclitaxel : 1,2 mg/ml Palonosetron hydrochloride : 50 µg/ml		1940
	Paclitaxel : 0.6 mg/ml Pemetrexed disodium : 20 mg/ml		1953
	Paclitaxel : 1.2 mg/ml Pentostatin : 0.4 mg/ml		248
	Paclitaxel : 1.2 mg/ml Pethidine hydrochloride : 4 mg/ml		248
	Paclitaxel : 1.2 mg/ml Potassium chloride : 100 mEq/l		248
	Paclitaxel : 1.2 mg/ml Prochlorperazine edysilate : 0.5 mg/ml		85
	Paclitaxel : 1.2 mg/ml Propofol : 10 mg/ml		300
	Paclitaxel : 0.3 & 1.2 mg/ml Ranitidine hydrochloride : 0.5 & 2 mg/ml		47
	Paclitaxel : 1.2 mg/ml Ranitidine hydrochloride : 2 mg/ml		85
	Paclitaxel : 1.2 mg/ml Sodium bicarbonate : 84 mg/ml		248
	Paclitaxel : 0.6 mg/ml Thiotepa : 1 mg/ml		249

	Paclitaxel : 0.54 mg/ml Topotecan : 0.056 mg/ml		1026
	Paclitaxel : 0.54 mg/ml Topotecan : 0.056 mg/ml		1026
	Paclitaxel : 1.2 mg/ml Vancomycin hydrochloride : 10 mg/ml		85
	Paclitaxel : 1.2 mg/ml Vinblastine sulfate : 0.12 mg/ml		248
	Paclitaxel : 1.2 mg/ml Vincristine sulfate : 0.05 mg/ml		248
	Paclitaxel : 1.2 mg/ml Zidovudine : 4 mg/ml		248



Levadišanas veids



Literatūras saraksts

	tips	publicēšana
38	Žurnāls	Allwood MC, Martin HJ. The extraction of diethylhexylphtalate (DEHP) from polyvinyl chloride components of intravenous infusion containers and administration sets by paclitaxel injection. Int J Pharm 1996 ; 127: 65-71.
47	Žurnāls	Burm JP, Jhee SS, Chin A, Moon YSK. Stability of paclitaxel with ondansetron or ranitidine hydrochloride during simulated Y site administration. Am J Hosp Pharm 1994 ; 51: 1201-1204.
57	Žurnāls	Mayron D, Gennaro AR. Stability and compatibility of granisetron hydrochloride in IV solutions and oral liquids and during simulated Y-site injection with selected drugs. Am J Health-Syst Pharm 1996 ; 53: 294-304.
85	Žurnāls	Trissel LA, Bready BB. Turbidimetric assessment of the compatibility of taxol with selected other drugs during simulated Y-site injection. Am J Hosp Pharm 1992 ; 49: 1716-1719.
140	Žurnāls	Pearson SD, Trissel LA. Leaching of diethylhexyl phtalate from polyvinyl chloride containers by selected drugs and formulation components. Am J Hosp Pharm 1993 ; 50: 1405-1409.
151	Žurnāls	Burm JP, Choi JS, Jhee SS, Chin A, Ulrich RW, Gill MA. Stability of paclitaxel and fluconazole during simulated Y-site administration. Am J Hosp Pharm 1994 ; 51: 2704-2706.
157	Žurnāls	Xu QA, Trissel LA, Martinez JF. Stability of paclitaxel in 5% dextrose injection or 0.9% sodium chloride injection at 4, 22, or 32°C. Am J Hosp Pharm 1994 ; 51: 3058-3060.
158	Žurnāls	Trissel LA, Xu QA, Kwan J, Martinez JF. Compatibility of paclitaxel injection vehicle with intravenous administration and extension sets. Am J Hosp Pharm 1994 ; 51: 2804-2810.

173	Žurnāls	Williams DA, Naik A. Precipitation of paclitaxel from continuous infusion fluids. J Infus Chemother 1994 ; 4: 140-142.
182	Žurnāls	Trissel LA, Gilbert DL, Martinez JF. Compatibility of granisetron hydrochloride with selected drugs during simulated Y-site administration. Am J Health-Syst Pharm 1997 ; 54: 56-60.
248	Žurnāls	Trissel LA, Martinez JF. Turbidimetric assessment of the compatibility of taxol with 42 other drugs during simulated Y-site injection. Am J Hosp Pharm 1993 ; 50: 300-304.
249	Žurnāls	Trissel LA, Martinez JF. Compatibility of thiotepa (lyophilized) with selected drugs during simulated Y-site administration. Am J Health-Syst Pharm 1996 ; 53: 1041-1045.
250	Žurnāls	Mazzo DJ, Nguyen-Huu JJ, Pagniez S, Denis P. Compatibility of docetaxel and paclitaxel in intravenous solutions with polyvinyl chloride infusion materials. Am J Health-Syst Pharm 1997 ; 54: 566-569.
251	Žurnāls	Trissel LA, Gilbert DL, Martinez JF. Compatibility of doxorubicin hydrochloride liposome injection with selected other drugs during simulated Y-site administration. Am J Health-Syst Pharm 1997 ; 54: 2708-2713.
300	Žurnāls	Trissel LA, Gilbert DL, Martinez JF. Compatibility of propofol injectable emulsion with selected drugs during simulated Y-site administration. Am J Health-Syst Pharm 1997 ; 54: 1287-1292.
301	Žurnāls	Trissel LA, Gilbert DL, Martinez JF, Baker MB, Walter WV, Mirtallo JM. Compatibility of parenteral nutrient solutions with selected drugs during simulated Y-site administration. Am J Health-Syst Pharm 1997 ; 54: 1295-1300.
412	Žurnāls	Waugh WN, Trissel LA, Stella VJ. Stability, compatibility, and plasticizer extraction of taxol (NSC-125973) injection diluted in infusion solutions and stored in various containers. Am J Hosp Pharm 1991 ; 48: 1520-1524.
669	Žurnāls	Chin A, Ramakrishnan RR, Yoshimura NN, Jeong EWS, Nii LJ, DiMeglio LS. Paclitaxel stability and compatibility in polyolefin containers. Ann Pharmacotherapy 1994 ; 28: 35-36.
872	Žurnāls	Zhang YP, Xu QA, Trissel LA, Gilbert DL, Martinez F. Compatibility and stability of paclitaxel combined with cisplatin and with carboplatin in infusion solutions. Ann Pharmacotherapy 1997 ; 31: 1465-1470.
921	Žurnāls	Trissel LA, Gilbert DL, Martinez JF. Incompatibility and compatibility of amphotericin B cholesteryl sulfate complex with selected other drugs during simulated Y-site administration. Hosp Pharm 1998 ; 33: 284-292.
1026	Žurnāls	Mayron D, Gennaro AR. Stability and compatibility of topotecan hydrochloride with selected drugs. Am J Health-Syst Pharm 1999 ; 56: 875-881.
1286	Žurnāls	Trissel LA, Xu QA, Gilbert DL. Compatibility and stability of paclitaxel combined with doxorubicin hydrochloride in infusion solutions. Ann Pharmacotherapy 1998 ; 32: 1013-1016.
1410	Žurnāls	Trissel LA, Martinez JF, Simmons M. Compatibility of etoposide phosphate with selected drugs during simulated Y-site injection. J Am Pharm Assoc 1999 ; 39: 141-145.
1415	Žurnāls	Trissel L.A, Gilbert D.L, Martinez J.F, Baker M.B, Walter W.V, Mirtallo J.M. Compatibility of medications with 3-in-1 parenteral nutrition admixtures. JPEN 1999 ; 23: 67-74.

1423	Žurnāls	Trissel LA, Martinez JF, Gilbert DL. Compatibility of gemcitabine hydrochloride with 107 selected drugs during simulated Y-site injection. J Am Pharm Assoc 1999 ; 39: 514-518.
1496	Žurnāls	Trissel LA, Martinez JF, Gilbert DL. Screening cladribine for Y-site physical compatibility with selected drugs. Hosp Pharm 1996 ; 31: 1425-1428.
1520	Laboratorija	Etude de stabilité des médicaments en Ecoflac® B Braun 2001
1522	Laboratorija	Macoflex N® Maco Pharma 2001
1625	Žurnāls	Trissel LA, Saenz C, Williams YW, Ingram D. Incompatibilities of lansoprazole injection with other drugs during simulated Y-site coadministration. Int J Pharm Compound 2001 ; 5: 314-321.
1662	Žurnāls	Trissel LA, Saenz CA, Ingram DS, Ogundele AB. Compatibility screening of oxaliplatin during simulated Y-site administration with other drugs. J Oncol Pharm Practice 2002 ; 8: 33-37.
1741	Žurnāls	Pfeifer RW, Hale KN, Cronquist SE, Daniels M. Precipitation of paclitaxel during infusion by pump. Am J Hosp Pharm 1993 ; 50: 2518-2521.
1865	Žurnāls	Sautou-Miranda V, Brigas F, Vanheerswinghels S, Chopineau J. Compatibility of paclitaxel in 5% glucose solution with ECOFLAC® low-density polyethylene containers - Stability under different storage conditions. Int J Pharm 1999 ; 178: 77-82.
1925	Žurnāls	Trissel LA, Williams KY, Gilbert DL. Compatibility screening of linezolid injection during simulated Y-site administration with other drugs and infusion solutions. J Am Pharm Assoc 2000 ; 40: 515-519.
1940	Žurnāls	Xu QA, Trissel LA. Stability of palonosetron hydrochloride with paclitaxel and docetaxel during simulated Y-site administration. Am J Health-Syst Pharm 2004 ; 61: 1596-1598.
1953	Žurnāls	Trissel LA, Saenz CA, Ogundele AB, Ingram DS. Physical compatibility of pemetrexed disodium with other drugs during simulated Y-site administration. Am J Health-Syst Pharm 2004 ; 61: 2289-2293.
1956	Laboratorija	Paclitaxel - Summary of Product Characteristics Hospira UK Limited 2015
1961	Žurnāls	Kim SC, Yoon HJ, Lee JW, Yu J, Park ES, Chi SC. Investigation of the release behavior of DEHP from infusion sets by paclitaxel-loaded polymeric micelles. Int J Pharm 2005 ; 293: 303-310.
1982	Žurnāls	Trissel LA, Ogundele AB. Compatibility of anidulafungin with other drugs during simulated Y-site administration. Am J Health-Syst Pharm 2005 ; 62: 834-837.
2014	Žurnāls	Pourroy B, Botta C, Solas C, Lacarelle B, Braguer D. Seventy-two-hour stability of Taxol® in 5% dextrose or 0.9% sodium chloride in Viaflo®, Freeflex®, Ecoflac® and Macoflex N® non PVC bags. J Clin Pharm Ther 2005 ; 30: 455-458.
2172	Žurnāls	Donyai P, Sewell GJ. Physical and chemical stability of paclitaxel infusions in different container types. J Oncol Pharm Practice 2006 ; 12, 4: 211-222.
2174	Žurnāls	Kattige A. Long-term physical and chemical stability of a generic paclitaxel infusion under simulated storage and clinical-use conditions. EJHP Science 2006 ; 12, 6: 129-134.

2262	Žurnāls	Brammer MK, Chan P, Heatherly K, Trusley C, Kupiec TC, Trissel LA, Psathas PA, Gilmor T, Schaufelberger D. Compatibility of doripenem with other drugs during simulated Y-site administration Am J Health-Syst Pharm 2008 ; 65: 1261-1265.
3093	Žurnāls	Tian J, Stella VJ. Degradation of paclitaxel and related compounds in aqueous solutions III: Degradation under acidic pH conditions and overall kinetics J Pharm Sci 2010 ; 99, 3 : 1288-1298.
3277	Žurnāls	Yang Z, Cameron S, Paul H. Stability of Carboplatin, Paclitaxel, and Docetaxel with Acetyl-L-carnitine During Simulated Y-site Administration. Int J Pharm Compound 2012 ; 16, 1 : 82-85.
3578	Laboratorija	Cisplatin - Summary of Product Characteristics Accord Healthcare 2011



Vārdnīca

vēzis narkotiku	Injekcija
Oriģinālais nosaukums	Šķīduma stabilitāte
Iepakojums	Molekula
Koncentrācija	Temperatūra
Glabāšana	Stabilitātes ilgums
bioloģiski līdzīgas	pretrunīgi dati
Literatūras saraksts	Stikls
Nātrija hlorīds 0.9%	Aizsargāt no gaismas
Diena	5% glikoze
Gaisma	Polietilēns
Ar vai bez gaismas	Nav specifisks
Poliolefīns	Stunda
Maisījuma stabilitāte	Šķīdinātājs
Savienojums	Nespecifisks
Stabilitāti ietekmējoši faktori	Polivinilhlorīds
Izraisošs	Izskalošana
Palielināšanās	Stabilitātes samazināšana
Uzlabot stabilitāti	Peristaltisks sūknis
Nogulsnes	Saderība
Savietojams	Tūlītēja duļķainība
Nesavienojams	Duļķainības zudums
Parenterāla barošana (ar lipīdiem)	Parenterāla barošana (lipīdu-free)
Ķīmiskā nestabilitāte	0.9% NaCl + antibakteriāls
Nekāds	Levadīšanas veids
Intravenoza infūzija	Ilgstoša infūzija
Literatūras saraksts	Vārdnīca