
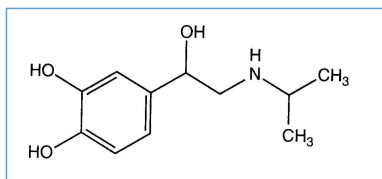


Stabilis



Isoprenaline hydrochloride



Noms commerciaux

Aleudrina	Espagne
Avoprel	Malaisie
Isoprenalin	Luxembourg
Isoprenalina	Italie
Isoprenaline	Irlande
Isoproterenol	Arabie Saoudite, Argentine, Canada, Chili, Etats Unis d'Amérique
Isuprel	Belgique, Etats Unis d'Amérique, France, Grèce, Hongrie, Luxembourg, Nouvelle Zélande



Stabilité des solutions

Container	Light	Concentration	Temperature	Light Protection	Time	Stability	Warning	Reference
PVC	Green triangle	0,004 mg/ml	23-25°C	Sun with slash	30	Half moon	Warning	4737
PVC	Green triangle	0,004 mg/ml	3-5°C	Sun with slash	90	Half moon	Warning	4737
?	Green triangle and red diamond	? mg/ml	25°C	?	24	Checkmark	Warning	3660



Stabilité en mélange

Container	Light	Concentration	Temperature	Light Protection	Mixture	Time	Stability	Reference
?	Red diamond	3,7 mg/ml	22°C-23°C	Sun	Milrinone lactate : 0,2 mg/ml	4	Checkmark	813



















































Facteur influençant la stabilité

Light	Sun	Arrow	Chemical structure	1965 3660
-------	-----	-------	--------------------	--------------



Compatibilités

			
	Isoprenaline hydrochloride : 0.004 mg/ml Amiodarone hydrochloride : 4 mg/ml		1036
	Isoprenaline hydrochloride : 0.004 mg/ml Atracurium besylate : 0.5 mg/ml		402
	Isoprenaline hydrochloride : 0.02 mg/ml Bivalirudin : 5 mg/ml		1713
	 Isoprenaline hydrochloride : 0.2 mg/ml Caffeine : 10 mg/ml		3964
	Isoprenaline hydrochloride : 0.02 mg/ml Cimetidine hydrochloride : 3 mg/ml		1201
	Isoprenaline hydrochloride : 0.02 mg/ml Cisatracurium besylate : 0.1 >> 5 mg/ml		299
	Isoprenaline hydrochloride : 0,004 mg/ml Clonidine hydrochloride : 0,018 mg/ml		2018
	Isoprenaline hydrochloride : 0.2 mg/ml Cloxacillin sodium : 100 mg/ml		3012
	Isoprenaline hydrochloride : 0.02 mg/ml Dexmedetomidine : 4 µg/ml		1712
	Isoprenaline hydrochloride : 0.004 mg/ml Dobutamine hydrochloride : 2 mg/ml		1041
	Isoprenaline hydrochloride : 0.004 mg/ml Famotidine : 0.2 mg/ml		398
	Isoprenaline hydrochloride : 0.02 mg/ml Fenoldopam mesylate : 80 µg/ml		1803
	Isoprenaline hydrochloride : 0,004 mg/ml Furosemide : 1 mg/ml		1232
	Isoprenaline hydrochloride : 0.2 mg/ml Heparin sodium : 1 UI/ml	RL	1228
	Isoprenaline hydrochloride : 0.2 mg/ml	RL	4603
	Isoprenaline hydrochloride : 0.00013 mg/ml		1338
	Isoprenaline hydrochloride : 0.2 mg/ml Heparin sodium : 1 UI/ml		1228
	Isoprenaline hydrochloride : 0.02 mg/ml Hetastarch : 60 mg/ml		1721
	Isoprenaline hydrochloride : 0.2 mg/ml Hydrocortisone sodium succinate : 1 mg/ml		1228
	Isoprenaline hydrochloride : 0.2 mg/ml Hydrocortisone sodium succinate : 1 mg/ml	RL	1228
	Isoprenaline hydrochloride : 0,05 mg/ml Insulin aspart : 1 UI/ml		1508
	Isoprenaline hydrochloride : 0,2 mg/ml Ketamine hydrochloride : 50 mg/ml		4389
	Isoprenaline hydrochloride : 0,2 mg/ml Levofloxacin : 5 mg/ml		1072
	Isoprenaline hydrochloride : 0.2 mg/ml Meropenem : 50 mg/ml		4319

	Isoprenaline hydrochloride : 0.016 mg/ml Milrinone lactate : 0.8 mg/ml		813
	Isoprenaline hydrochloride : 0.2 mg/ml Naloxone hydrochloride : 0.4 mg/ml		3408
	Isoprenaline hydrochloride : 0.4 mg/ml Netilmicin sulfate : 3 mg/ml		1200
	Isoprenaline hydrochloride : 0.004 mg/ml Pancuronium bromide : 0.05 mg/ml		402
			2090
	Isoprenaline hydrochloride : 0.2 mg/ml Potassium chloride : 40 mEq/l		1228
	Isoprenaline hydrochloride : 0.2 mg/ml Potassium chloride : 40 mEq/l	RL	1228
	Isoprenaline hydrochloride : 0.004 mg/ml Propofol : 10 mg/ml		300
	Isoprenaline hydrochloride : 0.02 mg/ml Remifentanyl hydrochloride : 25 & 250 µg/ml		59
	Isoprenaline hydrochloride : 0,04 mg/ml Tacrolimus : 1000 µg/ml		479
	Isoprenaline hydrochloride : 0.004 mg/ml Vecuronium bromide : 0.1 mg/ml		402
	Isoprenaline hydrochloride : 0.01 mg/ml Verapamil hydrochloride : 0.08 mg/ml		1057



Voie d'administration



Bibliographie

	Type	Source
59	Revue	Trissel LA, Gilbert DL, Martinez JF, Kim MC. Compatibility of remifentanyl hydrochloride with selected drugs during simulated Y-site administration. Am J Health-Syst Pharm 1997 ; 54: 2192-2196.
299	Revue	Trissel LA, Martinez JF, Gilbert DL. Compatibility of cisatracurium besylate with selected drugs during simulated Y-site administration. Am J Health-Syst Pharm 1997 ; 54: 1735-1741.
300	Revue	Trissel LA, Gilbert DL, Martinez JF. Compatibility of propofol injectable emulsion with selected drugs during simulated Y-site administration. Am J Health-Syst Pharm 1997 ; 54: 1287-1292.
398	Revue	Jay GT, Fanikos J, Souney PF. Visual compatibility of famotidine with commonly used critical-care medications during simulated Y-site injection. Am J Hosp Pharm 1988 ; 45: 1556-1557.
402	Revue	Savitsky ME. Visual compatibility of neuromuscular blocking agents with various injectable drugs during simulated Y-site injection. Am J Hosp Pharm 1990 ; 47: 820-821.

479	Revue	Min DI, Brown T, HWang GC. Visual compatibility of tacrolimus with commonly used drugs during simulated Y-site injection. Am J Hosp Pharm 1992 ; 49: 2964-2966.
813	Revue	Akkermann SR, Zhang H, Mullins RE, Yaughn K. Stability of milrinone lactate in the presence of 29 critical care drugs and 4 IV solutions. Am J Health-Syst Pharm 1999 ; 56: 63-68.
1036	Revue	Hasegawa GR, Eder JF. Visual compatibility of amiodarone hydrochloride injection with other injectable drugs. Am J Hosp Pharm 1984 ; 41: 1379-1380.
1041	Revue	Hasegawa GR, Eder JF. Visual compatibility of dobutamine hydrochloride with other injectable drugs. Am J Hosp Pharm 1984 ; 41: 949-951.
1057	Revue	Cutie MR. Compatibility of verapamil hydrochloride injection with commonly used additives. Am J Hosp Pharm 1983 ; 40: 1205-1207.
1072	Revue	Saltmann CL, Tom CM, Mitchell A, Fan JH, Gailey RA. Compatibility of levofloxacin with 34 medications during simulated Y-site administration. Am J Health-Syst Pharm 1999 ; 56: 1458-1459.
1200	Revue	Chaudry IA, Bruey KP, Hurlburt LE, Oden EM. Compatibility of netilmycin sulfate injection with commonly used intravenous injections and additives. Am J Hosp Pharm 1981 ; 38: 1737-1742.
1201	Revue	Yuhus EM, Lofton FT, Rosenberg HA, Mayron D, Baldinus JG. Cimetidine hydrochloride compatibility III: Room temperature stability in drug admixtures. Am J Hosp Pharm 1981 ; 38: 1919-1922.
1228	Revue	Allen LV, Stiles ML. Compatibility of various admixtures at Y-injection sites of intravenous administration sets. Part2. Am J Hosp Pharm 1981 ; 38: 380-381.
1232	Revue	Beatson C, Taylor A. A physical compatibility study of furosemide & flucloxacillin injections. Br J Pharm Pract 1987 ; 9: 223-226, 236.
1338	Revue	Baptista RJ, Dumas GJ, Bistran BR, Condella F, Blackburn GL. Compatibility of total nutrient admixtures and secondary cardiovascular medications. Am J Hosp Pharm 1985 ; 42: 777-778.
1508	Revue	Voirol P, Berger-Gryllaki M, Pannatier A, Eggimann P, Sadeghipour F. Visual compatibility of insulin aspart with intravenous drugs frequently used in ICU. EJHP 2015 ;22:123-124.
1712	Revue	Trissel LA, Saenz CA. Compatibility screening of Precedex during simulated Y-site administration with other drugs. Int J Pharm Compound 2002 ; 6: 230-233.
1713	Revue	Trissel LA, Saenz CA. Compatibility screening of bivalirudin during simulated Y-site administration with other drugs. Int J Pharm Compound 2002 ; 6: 311-315.
1721	Revue	Trissel LA, Williams KY, Baker MB. Compatibility screening of Hextend during simulated Y-site administration with other drugs. Int J Pharm Compound 2001 ; 5: 69-72.
1803	Revue	Trissel, LA, Saenz CA, Ogundele OB, Ingram D, Baker MB. Compatibility of fenoldopam mesylate with other drugs during simulated Y-site administration. Am J Health-Syst Pharm 2003 ; 60: 80-85.
1965	Revue	Brustugun J, Kristensen S, Tonnesen HH. Photostability of sympatomimetic agents in commonly used infusion media in the absence and presence of bisulfite. PDA J Pharm Sci Technol 2004 ; 58, 6: 296-308.

2018	Revue	Veggeland T. Visual compatibility of clonidine with selected drugs. Am J Health-Syst Pharm 2005 ; 62: 1968-1969.
2090	Revue	Pere H, Chasse V, Forest JM, Hildgen P. Compatibility of injectable pantoprazole in Y-site administration. Pharmactuel 2004 ; 37: 193-196.
3012	Revue	Sullivan T, Forrest J.M, Leclair G. Compatibility of Cloxacillin Sodium with Selected Intravenous Drugs During Simulated Y-Site Administration Hosp Pharm 2015 ; 50, 3: 214-220.
3408	Revue	Tollec S, Touzin K, Pelletier E, Forest J.M. Evaluation visuelle de la compatibilité physique de la naloxone avec d'autres médicaments intraveineux usuels. Pharmactuel 2013 ; 46, 1 : 16-21.
3660	Laboratoire	Isoprenaline (Isuprel®) - Résumé des caractéristiques du produit Hospira 2016
3964	Revue	Audet M.A, Forest E, Friciu M, Forest J.M, Leclair G. Compatibilité du citrate de caféine injectable avec plusieurs autres médicaments. Pharmactuel 2017 ; 50,1 : 27-33.
4319	Revue	Lessard J-J, Caron E, Schérier H, Forest J-M, Leclair G. Compatibility of Y-site Injection of Meropenem Trihydrate With 101 Other Injectable Drugs. Hosp Pharm 2020 ; 55, 5: 332-337.
4389	Revue	Côté K, Correal F, Metras M.E, Friciu M, Forest J.M, Leclair G. Compatibilité physique des médicaments administrés en Y aux soins intensifs, en particulier la dexmédétomidine, le lévosimendan et la kétamine. Pharmactuel 2019 ;52,4:206-213
4603	Revue	Vallée M, Barthélémy I, Friciu M, Pelletier E, Forest J.M, Benoit F, Leclair G. Compatibility of Lactated Ringer's Injection With 94 Selected Intravenous Drugs During Simulated Y-site Administration. Hosp Pharm 2021 ; 56, 4: 228-234.
4737	Revue	Van Matre E.T, Rice P.J, Wempe M.F, Lyda C, Kiser T.H. Extended Stability of Isoproterenol Hydrochloride Injection in Polyvinyl Chloride Bags Stored in Amber Ultraviolet Light Blocking Bags. Hosp Pharm 2023 ; 58, 2/ 183-187.



Dictionnaire

 Béta-stimulant	 Injectable
 Noms commerciaux	 Stabilité des solutions
 Contenant	 Molécule
 Concentration	 Température
 Conservation	 Durée de stabilité
 Biosimilaire	 Données conflictuelles
 Bibliographie	 Polyvinyl chlorure
 Chlorure de sodium 0,9%	 A l'abri de la lumière
 Jour	 Non précisé
 NaCl 0,9% ou glucose 5%	 Non précisée
 Heure	 Stabilité en mélange
 Solvant	 Molécule
 Verre	 Glucose 5%
 Lumière	 Facteur influençant la stabilité
 Provoque	 Dégradation
 Compatibilités	 Compatible
 Changement de couleur	 Incompatible
 Aucun	 Eau pour préparation injectable
RL Ringer lactate	 Nutrition parentérale (mélange ternaire)
 Solvant spécifique	 Précipitation immédiate
 Voie d'administration	 Intraveineuse
 Perfusion intraveineuse	 Perfusion continue
 Intramusculaire	 Sous cutanée
 Intracardiaque	 Bibliographie
 Dictionnaire	