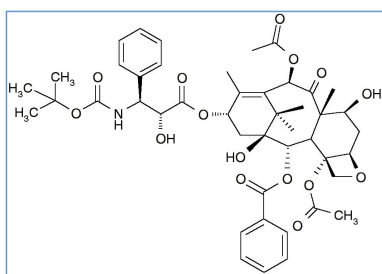


Stabilis



Docetaxel



Tradename

Adenex	Colombia
Asodocel	Argentina
Axogen	Chile
Bagotaxel	Chile
Bendadocel	Germany
Brecasta	Chile
Celtere	Peru
Daxotel	Chile, Colombia, Egypt, Malaysia
Doce NC	Germany
Docefrez	India, United States of America
Docekebir	Argentina
Docetax	Iran, Venezuela
Docetaxin	Germany
Docewin	Morocco
Dolectran	Argentina
Donataxel	Argentina, Ecuador, Peru
Doxel	Turkey, Venezuela
Doxetal	Argentina
Doxitax	Turkey
Oncodocel	Colombia, Peru
Onkotaxel	Austria, Colombia
Ribodocel	Germany
Santax	Turkey
Tadocel	Turkey
Taxceus	Great Britain
Taxotan	Germany
Taxotere	Argentina, Australia, Austria, Belgium, Canada, Chile, Colombia, Croatia, Denmark, Ecuador, Egypt, Finland, France, Germany, Great Britain, Greece, Hungary, Iceland, Iran, Italy, Japan, Luxembourg, Malaysia, Mexico, Morocco, Netherlands, New Zealand, Norway, Poland, Portugal, Romania, Saudi Arabia, Spain, Sweden, Switzerland, Thailand, Tunisia, Turkey, United Arab Emirates, United States of America, Venezuela
Textot	Argentina
Tolnexa	Romania
Zenotere	India, Peru



Stability in solutions

		0,3 & 0,9 mg/ml	25°C		28			1660
		10 mg/ml	23°C		21			2210
		10 mg/ml	4°C		21			2210
		10 mg/ml	2-8°C		28			1660
		10 mg/ml	25°C		28			1660
		0,3 & 0,9 mg/ml	25°C		28			1660
		0,8 mg/ml	5°C		7			3163
		0,74 mg/ml	23°C		8			2175
		0,74 mg/ml	6°C		48			2175
		0,3 & 0,9 mg/ml	25°C		28			1660
		< 0,74 mg/ml	2-8°C		48			3130
		< 0,74 mg/ml	25°C		6			3130
		0,24 >> 1 mg/ml	20°C		28			3215
		0,24 >> 1 mg/ml	5°C		28			3215
		0,3 mg/ml	2-8°C		56			3195
		0,3 mg/ml	25°C		56			3195
		0,7 mg/ml	2-8°C		56			3195
		0,7 mg/ml	25°C		56			3195
		0,30 mg/ml	25°C		28			3804
		0,30 mg/ml	4°C		28			3804
		0,4 & 0,8 mg/ml	23°C		35			2210



Stability of mixtures

		0,41 mg/ml	25°C		Palonosetron hydrochloride : 26,6 µg/ml	4		1940
		0,37 mg/ml	25°C		Acetyl L-carnitine : 15 mg/ml	4		3277



Factors which affect stability

				3937
				140 250 2175 2341 3130
				2175

























Compatibility

	Docetaxel : 0.9 mg/ml Aciclovir sodium : 7 mg/ml		1754
	Docetaxel : 0.9 mg/ml Amifostine : 10 mg/ml		1754
	Docetaxel : 0.9 mg/ml Amikacin sulfate : 5 mg/ml		1754
	Docetaxel : 0.9 mg/ml Aminophylline : 2.5 mg/ml		1754
	Docetaxel : 0.9 mg/ml Amphotericin B : 0.6 mg/ml		1754
	Docetaxel : 0.9 mg/ml Ampicillin sodium : 20 mg/ml		1754
	Docetaxel : 0.9 mg/ml Ampicillin sodium - sulbactam sodium : 20/10 mg/ml		1754
	Docetaxel : 2 mg/ml Anidulafungin : 0.5 mg/ml		1982
	Docetaxel : 0.9 mg/ml Aztreonam : 40 mg/ml		1754
	Docetaxel : 0.9 mg/ml Bumetanide : 0.04 mg/ml		1754
	Docetaxel : 0.9 mg/ml Buprenorphine hydrochloride : 0.04 mg/ml		1754
	Docetaxel : 0.9 mg/ml Butorphanol tartrate : 0.04 mg/ml		1754
	Docetaxel : 0.9 mg/ml Calcium gluconate : 40 mg/ml		1754
	Docetaxel : 0.9 mg/ml Cefazolin sodium : 20 mg/ml		1754
	Docetaxel : 0.9 mg/ml Cefepime dihydrochloride : 20 mg/ml		1754
	Docetaxel : 0.9 mg/ml Cefonicid sodium : 20 mg/ml		1754
	Docetaxel : 0.9 mg/ml Cefoperazone sodium : 40 mg/ml		1754

	Docetaxel : 0.9 mg/ml Cefotaxime sodium : 20 mg/ml		1754
	Docetaxel : 0.9 mg/ml Cefoxitin sodium : 20 mg/ml		1754
	Docetaxel : 0.9 mg/ml Ceftazidime : 40 mg/ml		1754
	Docetaxel : 0.9 mg/ml Ceftizoxime sodium : 20 mg/ml		1754
	Docetaxel : 0.9 mg/ml Ceftriaxone disodium : 20 mg/ml		1754
	Docetaxel : 0.9 mg/ml Cefuroxime sodium : 30 mg/ml		1754
	Docetaxel : 0.9 mg/ml Chlorpromazine hydrochloride : 2 mg/ml		1754
	Docetaxel : 0.9 mg/ml Cimetidine hydrochloride : 12 mg/ml		1754
	Docetaxel : 0.9 mg/ml Ciprofloxacin lactate : 1 mg/ml		1754
	Docetaxel : 0.9 mg/ml Clindamycin phosphate : 10 mg/ml		1754
	Docetaxel : 0.9 mg/ml Co-trimoxazole : 4/0.8 mg/ml		1754
	Docetaxel : 0.9 mg/ml Dexrazoxane hydrochloride : 5 mg/ml		1754
	Docetaxel : 0.9 mg/ml Diphenhydramine hydrochloride : 2 mg/ml		1754
	Docetaxel : 0.9 mg/ml Dobutamine hydrochloride : 4 mg/ml		1754
	Docetaxel : 0.9 mg/ml Dopamine hydrochloride : 3.2 mg/ml		1754
	Docetaxel : 0,8 mg/ml Doripenem : 5 mg/ml		2262
	 Docetaxel : 2 mg/ml Doxorubicin hydrochloride liposome peg : 0.4 mg/ml		251
	Docetaxel : 0.9 mg/ml Doxycycline hyclate : 1 mg/ml		1754
	Docetaxel : 0.9 mg/ml Droperidol : 0.4 mg/ml		1754
	Docetaxel : 0.9 mg/ml Enalaprilate : 0.1 mg/ml		1754
	Docetaxel : 0.9 mg/ml Famotidine : 2 mg/ml		1754
	Docetaxel : 0.9 mg/ml Fluconazole : 2 mg/ml		1754
	Docetaxel : 0.9 mg/ml Folinate calcium : 2 mg/ml		1754
	Docetaxel : 0.9 mg/ml Furosemide : 3 mg/ml		1754
	Docetaxel : 0.9 mg/ml Gallium nitrate : 0.4 mg/ml		1754
	Docetaxel : 0.9 mg/ml Ganciclovir sodium : 20 mg/ml		1754

	Docetaxel : 2 mg/ml Gemcitabine hydrochloride : 10 mg/ml		1423
	Docetaxel : 0.9 mg/ml Gentamicin sulfate : 5 mg/ml		1754
	Docetaxel : 0.9 mg/ml Granisetron hydrochloride : 0.05 mg/ml		1754
	Docetaxel : 0.9 mg/ml Haloperidol lactate : 0.2 mg/ml		1754
	Docetaxel : 0.9 mg/ml Heparin sodium : 100 UI/ml		1754
	Docetaxel : 0.9 mg/ml Hydrocortisone sodium succinate : 1 mg/ml		1754
	Docetaxel : 0.9 mg/ml Hydromorphone hydrochloride : 0.5 mg/ml		1754
	Docetaxel : 0.9 mg/ml Hydroxyzine dihydrochloride : 2 mg/ml		1754
	Docetaxel : 0.9 mg/ml Imipenem - cilastatin sodium : 10 mg/ml		1754
	Docetaxel : 0.9 mg/ml Lorazepam : 0.5 mg/ml		1754
	Docetaxel : 0.9 mg/ml Magnesium sulfate : 100 mg/ml		1754
	Docetaxel : 0.9 mg/ml Meropenem : 20 mg/ml		1754
	Docetaxel : 0.9 mg/ml Mesna : 10 mg/ml		1754
	Docetaxel : 0.9 mg/ml Methylprednisolone sodium succinate : 5 mg/ml		1754
	Docetaxel : 0.9 mg/ml Metoclopramide hydrochloride : 5 mg/ml		1754
	Docetaxel : 0.9 mg/ml Metronidazole : 5 mg/ml		1754
	Docetaxel : 0.9 mg/ml Minocycline hydrochloride : 0.2 mg/ml		1754
	Docetaxel : 0.9 mg/ml Morphine sulfate : 1 mg/ml		1754
	Docetaxel : 0.9 mg/ml Nalbuphine hydrochloride : 10 mg/ml		1754
	Docetaxel : 0.9 mg/ml Netilmicin sulfate : 5 mg/ml		1754
	Docetaxel : 0.9 mg/ml Ofloxacin : 4 mg/ml		1754
	Docetaxel : 0.9 mg/ml Ondansetron hydrochloride : 1 mg/ml		1754
	Docetaxel : 2 mg/ml Oxaliplatin : 0,5 mg/ml		1662
	Docetaxel : 0,8 mg/ml Palonosetron hydrochloride : 50 µg/ml		1940
	Docetaxel : 0.8 mg/ml Pemetrexed disodium : 20 mg/ml		1953
	Docetaxel : 0.9 mg/ml Pethidine hydrochloride : 4 mg/ml		1754

	Docetaxel : 0.9 mg/ml Piperacillin sodium : 40 mg/ml		1754
	Docetaxel : 0.9 mg/ml Piperacillin sodium / tazobactam : 40/5 mg/ml		1754
	Docetaxel : 0.9 mg/ml Potassium chloride : 100 mEq/l		1754
	Docetaxel : 0.9 mg/ml Prochlorperazine edysilate : 0.5 mg/ml		1754
	Docetaxel : 0.9 mg/ml Promethazine hydrochloride : 2 mg/ml		1754
	Docetaxel : 0.9 mg/ml Ranitidine hydrochloride : 2 mg/ml		1754
	Docetaxel : 0.9 mg/ml Sodium bicarbonate : 84 mg/ml		1754
	Docetaxel : 0.9 mg/ml Ticarcillin / clavulanic acid : 31 mg/ml		1754
	Docetaxel : 0.9 mg/ml Tobramycin sulfate : 5 mg/ml		1754
	Docetaxel : 0.9 mg/ml Vancomycin hydrochloride : 10 mg/ml		1754
	Docetaxel : 0.9 mg/ml Zidovudine : 4 mg/ml		1754



Route of administration

















































References

	Type	Publication
140	Journal	Pearson SD, Trissel LA. Leaching of diethylhexyl phthalate from polyvinyl chloride containers by selected drugs and formulation components. Am J Hosp Pharm 1993 ; 50: 1405-1409.
250	Journal	Mazzo DJ, Nguyen-Huu JJ, Pagniez S, Denis P. Compatibility of docetaxel and paclitaxel in intravenous solutions with polyvinyl chloride infusion materials. Am J Health-Syst Pharm 1997 ; 54: 566-569.
251	Journal	Trissel LA, Gilbert DL, Martinez JF. Compatibility of doxorubicin hydrochloride liposome injection with selected other drugs during simulated Y-site administration. Am J Health-Syst Pharm 1997 ; 54: 2708-2713.
1423	Journal	Trissel LA, Martinez JF, Gilbert DL. Compatibility of gemcitabine hydrochloride with 107 selected drugs during simulated Y-site injection. J Am Pharm Assoc 1999 ; 39: 514-518.
1660	Journal	Thiesen J, Krämer I. Physico-chemical stability of docetaxel premix solution and docetaxel infusion solutions in PVC bags and polyolefine containers. Pharm World Sci 1999 ; 21: 137-141.

1662	Journal	Trissel LA, Saenz CA, Ingram DS, Ogundele AB. Compatibility screening of oxaliplatin during simulated Y-site administration with other drugs. J Oncol Pharm Practice 2002 ; 8: 33-37.
1754	Journal	Trissel LA, Gilbert DL, Wolkin AC. Compatibility of docetaxel with selected drugs during simulated Y-site administration. Int J Pharm Compound 1999 ; 3: 241-244.
1940	Journal	Xu QA, Trissel LA. Stability of palonosetron hydrochloride with paclitaxel and docetaxel during simulated Y-site administration. Am J Health-Syst Pharm 2004 ; 61: 1596-1598.
1953	Journal	Trissel LA, Saenz CA, Ogundele AB, Ingram DS. Physical compatibility of pemetrexed disodium with other drugs during simulated Y-site administration. Am J Health-Syst Pharm 2004 ; 61: 2289-2293.
1982	Journal	Trissel LA, Ogundele AB. Compatibility of anidulafungin with other drugs during simulated Y-site administration. Am J Health-Syst Pharm 2005 ; 62: 834-837.
2175	Journal	Dalle M, Sautou-Miranda V, Balaýssac D, Bourlon S, Bagel S, Chopineau J. Peut-on conditionner les solutions de docétaxel dans des poches en PVC ? J Pharm Clin 2006 ; 25, 3: 147-152.
2210	Journal	Walker S.E, Charbonneau F, Law S. Stability of Docetaxel Solution after Dilution in Ethanol and Storage in Vials and after Dilution in Normal Saline and Storage in Bags. Can J Hosp Pharm 2007 ; 60, 4: 231-237.
2262	Journal	Brammer MK, Chan P, Heatherly K, Trusley C, Kupiec TC, Trissel LA, Psathas PA, Gilmor T, Schaufelberger D. Compatibility of doripenem with other drugs during simulated Y-site administration Am J Health-Syst Pharm 2008 ; 65: 1261-1265.
2341	Poster	Bourlon S, Sautou-Miranda V, Dalle M. Release of di(2-ethylhexyl)phtalate from polyvinylchloride bags during docetaxel infusions Poster ESCP Stockholm May 2005
3130	Manufacturer	Docétaxel (Taxotere®) – Résumé des caractéristiques du produits Sanofi Avantis France 2009
3163	Journal	Acott SR, Hart M. Physical and chemical stability of Taxotere 1-vial 20mg/mL infusion solution following refrigerated storage. EJHP 2010 ; 16, 5: 26-28.
3195	Journal	MacLeod S, Sewell G. Physical and chemical stability of docetaxel infusions. EJHP 2011 ; 17, 2: 39-43.
3215	Journal	Hart MC, Ahmed W. Taxotere 1-vial (docetaxel 20 mg/ml) physical and chemical stability over 28 days in infusion bags containing 0.9% saline solution and 5% glucose solution. EJOP 2011 ; 5,1: 24-27.
3277	Journal	Yang Z, Cameron S, Paul H. Stability of Carboplatin, Paclitaxel, and Docetaxel with Acetyl-L-carnitine During Simulated Y-site Administration. Int J Pharm Compound 2012 ; 16, 1 : 82-85.
3804	Journal	Lazzarini R, Salvadori S, Trapella C, Guerrini R, Marzola E, Pasini G, Dalpiaz A. Physicochemical stability of cabazitaxel and docetaxel solutions. EJHP 2014 ;22:150-155.
3937	Journal	Park K.H, Chung D.J. Stability study of docetaxel solution (0.9% saline) using Non-PVC and PVC tubes for intravenous administration. Biomat Res 2015 ; 19, 2



Dictionary

 Anticancer drug	 injection
 Tradename	 Stability in solutions
 Container	 Molecule
 Concentration	 Temperature
 Storage	 Duration of stability
 Biosimilar	 conflicting data
 References	 Glass
 NaCl 0,9% or Glucose 5%	 Protect from light
 Day	 None
 Light	 specific solvent
 Polyethylene	 Sodium chloride 0,9%
 Hour	 Polypropylene
 Glucose 5%	 Polyolefine
 Not specified	 Stability of mixtures
 Solvent	 Compound
 Factors which affect stability	 Polyvinyl chloride
 Induces	 Precipitation
 Leaching	 Increase
 Reduced stability	 Compatibility
 Compatible	 Immediate turbidity
 Incompatible	 Loss of turbidity
 Route of administration	 Intravenous infusion
 References	 Dictionary