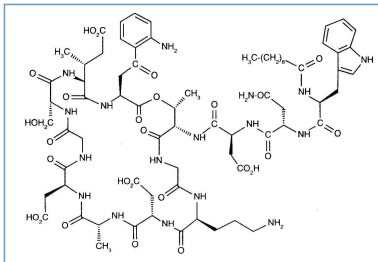


Stabilis



Daptomycin



Tradename

Cubicin

Austria, Canada, Chile, Colombia, Denmark, Finland, France, Germany, Great Britain, Greece, Hungary, Iceland, India, Ireland, Italy, Japan, Luxembourg, Mexico, Netherlands, New Zealand, Norway, Poland, Portugal, Romania, Spain, Sweden, Switzerland, Turkey, United States of America, Venezuela



Stability in solutions

		50 mg/ml	2-8°C		48			2271
		50 mg/ml	25°C		12			2271
		50 mg/ml	2-8°C		48			2271
		50 mg/ml	2-8°C		7			4074
		50 mg/ml	25°C		12			2271
		50 mg/ml	25°C		2			4074
		100 mg/ml	25°C		6			3218
		100 mg/ml	37°C		6			3218
		100 mg/ml	4°C		24			3218
		50 & 200 mg/ml	37°C		6			3218
		50 & 200 mg/ml	4°C		24			3218
		0.02 mg/ml	25°C		24			3439
		0.02 mg/ml	37°C		6			3439
		50 & 200 mg/ml	25°C		6			3218
		50 & 200 mg/ml	37°C		6			3218
		50 & 200 mg/ml	4°C		24			3218

		0.02 mg/ml	25°C		24				3439
		0.02 mg/ml	37°C		6				3439
		14 mg/ml	2-8°C		7				4074
		14 mg/ml	25°C		4				4074
		5,6 mg/ml	2-8°C		7				4074
		5,6 mg/ml	25°C		2				4074
		? mg/ml	2-8°C		24				2271
		? mg/ml	25°C		12				2271



Stability of mixtures

		16,7 mg/ml	22°C-28°C		Aztreonam : 16,7 mg/ml	2		1937
		16,7 mg/ml	22°C-28°C		Ceftazidime : 16,7 mg/ml	2		1937
		16,7 mg/ml	22°C-28°C		Ceftriaxone disodium : 16,7 mg/ml	2		1937
		16,7 mg/ml	22°C-28°C		Lidocaine hydrochloride : 3,3 mg/ml	2		1937
		18,2 mg/ml	22°C-28°C		Dopamine hydrochloride : 3,6 mg/ml	2		1937
		19,2 mg/ml	22°C-28°C		Gentamicin sulfate : 1,5 mg/ml	2		1937
		6,3 mg/ml	22°C-28°C		Fluconazole : 1,3 mg/ml	2		1937
		19,6 mg/ml	22°C-28°C		Heparin sodium : 5000 UI/ml	2		1937
		14,3 mg/ml	22°C-28°C		Levofloxacin : 7,1 mg/ml	2		1937
	RL	5 mg/ml	-20°C		Heparin sodium : 100 UI/ml	14		3665
	RL	5 mg/ml	4°C		Heparin sodium : 100 UI/ml	14		3665


















































Factors which affect stability

				2271
				3439
				3439



Compatibility

			
<input checked="" type="checkbox"/>	Daptomycin Aztreonam		2271
<input checked="" type="checkbox"/>	Daptomycin : 21 mg/ml Cefepime dihydrochloride : 83.3 mg/ml		4254
	<input checked="" type="checkbox"/> Daptomycin		2271
	<input checked="" type="checkbox"/> Daptomycin		2271
	<input checked="" type="checkbox"/> Daptomycin		3439
	<input checked="" type="checkbox"/> Daptomycin		2271
	<input checked="" type="checkbox"/> Daptomycin : 16,7 mg/ml Aztreonam : 16,7 mg/ml		1937
	<input checked="" type="checkbox"/> Daptomycin : 6.1 mg/ml Blinatumomab : 0.125 & 0.375 µg/ml		3976
	<input checked="" type="checkbox"/> Daptomycin : 10 mg/ml Caspofungin acetate : 0,7 mg/ml		2247
	<input checked="" type="checkbox"/> Daptomycin : 20 mg/ml Cefiderocol sulfate tosylate : 20 mg/mL		4528
	<input checked="" type="checkbox"/> Daptomycin Ceftazidime		2271
	<input checked="" type="checkbox"/> Daptomycin : 16,7 mg/ml Ceftazidime : 16,7 mg/ml		1937
	<input checked="" type="checkbox"/> Daptomycin : 10 mg/ml Ceftolozane / tazobactam : 10/5 mg/ml		3828
	<input checked="" type="checkbox"/> Daptomycin Ceftriaxone disodium		2271
	<input checked="" type="checkbox"/> Daptomycin : 16,7 mg/ml Ceftriaxone disodium : 16,7 mg/ml		1937
	<input checked="" type="checkbox"/> Daptomycin Dopamine hydrochloride		2271
	<input checked="" type="checkbox"/> Daptomycin : 18,2 mg/ml Dopamine hydrochloride : 3,6 mg/ml		1937
	<input checked="" type="checkbox"/> Daptomycin : 10 mg/ml Doripenem : 5 mg/ml		2262
	<input checked="" type="checkbox"/> Daptomycin : 6,3 mg/ml Fluconazole : 1,3 mg/ml		1937
	<input checked="" type="checkbox"/> Daptomycin Fluconazole		2271
	<input checked="" type="checkbox"/> Daptomycin : 20 mg/ml Fosfomycin : 30 mg/ml		4055
	<input checked="" type="checkbox"/> Daptomycin Gentamicin sulfate		2271
	<input checked="" type="checkbox"/> Daptomycin : 19,2 mg/ml Gentamicin sulfate : 1,5 mg/ml		1937
	<input checked="" type="checkbox"/> Daptomycin Heparin sodium		2271

	Daptomycin : 19,6 mg/ml Heparin sodium : 98 UI/ml		1937
	Daptomycin : 10 mg/ml Isavuconazonium sulfate : 1.5 mg/ml		3829
	Daptomycin : 14,3 mg/ml Levofloxacin : 7,1 mg/ml		1937
	Daptomycin Levofloxacin		2271
	Daptomycin : 16,7 mg/ml Lidocaine hydrochloride : 3,3 mg/ml		1937
	Daptomycin Lidocaine hydrochloride		2271
	 Daptomycin : 20 mg/ml Plazomicin sulfate : 24 mg/ml		4145
	Daptomycin Posaconazole		4380
	Daptomycin : 5 mg/ml Sodium bicarbonate : 40 mg/ml		3122
	Daptomycin : 10 mg/ml Tedizolid phosphate : 0.8 mg/ml		3827
	Daptomycin : 21 mg/ml Thiamine hydrochloride : 0.2 mg/ml		4254
	Daptomycin		3439



Route of administration




















































References

	Type	Publication
1937	Journal	Lai JJ, Brodeur SK. Physical and chemical stability of daptomycin with nine medications. Ann Pharmacotherapy 2004 ; 38: 1612-1616.
2247	Journal	Chan P, Heatherly K, Kupiec T.C, Trissel L.A. Compatibility of caspofungin acetate injection with other drugs during simulated Y-site coadministration. Int J Pharm Compound 2008 ; 12, 3: 276-278.
2262	Journal	Brammer MK, Chan P, Heatherly K, Trusley C, Kupiec TC, Trissel LA, Psathas PA, Gilmor T, Schaufelberger D. Compatibility of doripenem with other drugs during simulated Y-site administration Am J Health-Syst Pharm 2008 ; 65: 1261-1265.
2271	Manufacturer	Daptomycine (Cubicin®) Résumé des caractéristiques du produits Novartis 2006
3122	Journal	Dotson B, Lynn S, Savakis K, Churchwell MD. Physical compatibility of 4% sodium citrate with selected antimicrobial agents. Am J Health-Syst Pharm 2010 ; 67: 1195-1198.

3218	Journal	Peyro Saint Paul L, Albessard F, Gaillard C, Debruyne D, Ryckelynck J Ph, Antoine Coquerel, Lobbedez T Daptomycin Compatibility in Peritoneal Dialysis Solutions Perit Dial Int 2011 ; 31: 492-495.
3439	Journal	Parra M.A, Campanero M.A, S?daba B, Irigoyen A, Garc?a-L?pez L, Fernandez-Reyes M.J, Ramon Azanza J. Effect of Glucose Concentration on the Stability of Daptomycin in Peritoneal Solutions. Perit Dial Int 2013 ; 33:458-461
3665	Journal	Ortega R, Salmer?n-Garc?a A, Cabeza J, Capit?n-Vallvey L.F, Navas N. Stability of daptomycin 5 mg/mL and heparin sodium 100 units/mL combined in lactated Ringer's injection and stored in polypropylene syringes at 4 and -20°C. Am J Health-Syst Pharm 2014 ; 71:956-959
3827	Poster	Ghazi I.M, Hamada Y, Nicolau D.P. Compatibility of tedizolid phosphate with selected intravenous drugs via simulated Y-site conditions. ASHP Midyear 2015 2015
3828	Poster	Thabit A.K, Hamada Y, Nicolau D.P. Ceftazolidime/tazobactam physical compatibility during simulated Y-site administration. ASHP Midyear 2015 2015
3829	Poster	So W, Kim L, Thabit A.K, Nicolau D.P, Kuti J.L. Compatibility of isavuconazole sulfate during simulated Y-site administration. ASHP Midyear 2015 2015
3976	Journal	Du Repaire T, Vigne P, Guedon A, Gauthier-Villano L, Bertault Peres P, Pourroy B. Visual compatibility of blinatumomab with selected co-administered drugs during simulated Y-site administration. Am J Health-Syst Pharm 2017 ; 74,16 : 1217-1218
4055	Journal	Monogue M, Almarzoky Abuhussain S, Kuti J, Nicolau D. Physical compatibility of fosfomicin for injection with select i.v. drugs during simulated Y-site administration. Am J Health-Syst Pharm 2018 , 75, 1:36-44
4074	Journal	Ferrandez J, Sanchez R, Diaz D, Diaz M, Estevan M, Garcia T. Stability of daptomycin reconstituted vials and infusion solutions. EJHP 2018 ; 25: 107-110.
4145	Journal	Asempa T.E, Avery L.M, Kidd J.M, Kuti J.L, Nicolau D.P. Physical compatibility of plazomicin with select i.v. drugs during simulated Y-site administration. Am J Health-Syst Pharm 2018 ;75,14:1048-1056
4254	Journal	D?Huart E, Vigneron J, Demor? B. Physical Compatibility of Intravenous Drugs Commonly Used in Intensive Care Units: An Observational Study and Physical Compatibility Laboratory Tests on Anti-Infective Drugs Pharmaceutical Technology in Hospital Pharmacy 2019 ;4,1:29-40
4380	Manufacturer	Posaconazole (Noxafil?) - Summary of Product Characteristics Merck Sharp & Dohme Limited 2019
4528	Journal	Lu J, Liu Q, Kupiec T, Vail H, Lunch L, Fam D, Vu N. Physical Compatibility of Cefiderocol with Selected Intravenous Drugs During Simulated Y-site Administration. Int J Pharm Compound 2021 ;25,1:52-61



Dictionary

 Antibiotic	 Injection
 Tradename	 Stability in solutions
 Container	 Molecule
 Concentration	 Temperature
 Storage	 Length of time
 Biosimilar	 Conflicting data
 References	 Glass
 Water for Injection	 Not specified
 Hour	 Sodium chloride 0,9%
 Protect from light	 Day
 Physionéal® 1.36 (Baxter)	 Polyvinyl chloride
 Nutrineal®	 Physionéal® 2.27 (Baxter)
 Polypropylene	 Not specified
 Stability of mixtures	 Solvent
 Compound	 Polypropylen Syringe
RL Ringer's lactate solution	 Factors which affect stability
 Glucose 5%	 Induces
 Degradation	 Glucose 10%
 Compatibility	 Compatible
 NaCl 0,9% or Glucose 5%	 Unspecified incompatibility
 Incompatible	 NaCl 0,45% Glucose 5%
 NaCl 0,45% Glucose 2,5%	 Immediate precipitation
 Immediate turbidity	 None
 Route of administration	 Intravenous infusion
 References	 Dictionary