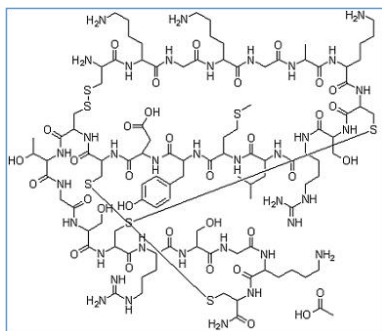


Stabilis



Ziconotide acetate



Noms commerciaux

Prialt	Allemagne, Autriche, Danemark, Espagne, Etats Unis d'Amérique, Finlande, France, Grande Bretagne, Grèce, Hongrie, Irlande, Islande, Italie, Japon, Luxembourg, Norvège, Pays bas, Pologne, Roumanie, Suède, Suisse
--------	--























































Stabilité des solutions

PVC		0.4 & 0.6 µg/ml	23-27°C		48			4473
		>25 µg/ml	37°C		60			4503



Stabilité en mélange

POF		0,2 µg/ml	18-24°C		Morphine sulfate : 2 mg/ml Ropivacain hydrochloride : 6 mg/ml	14		3998
		1 µg/ml	2-8°C		Morphine sulfate : 3,5 mg/ml Ropivacain hydrochloride : 7.5 mg/ml	3		3998
		0,2 >> 3 µg/ml	2-8°C		Sufentanil citrate : 0,003 >> 0,045 mg/ml	7		4496
		0,2 >> 3 µg/ml	2-8°C		Morphine sulfate : 0,5 >> 30 mg/ml	7		4496
		0,5 µg/ml	37°C		Morphine sulfate : 0,5 mg/ml Ropivacain hydrochloride : 0,5 mg/ml	14		4669
		0,5 µg/ml	37°C		Morphine sulfate : 6 mg/ml Ropivacain hydrochloride : 8,5 mg/ml	21		4669

		0,5 µg/ml	37°C		Morphine sulfate : 0,5 mg/ml Ropivacain hydrochloride : 8,5 mg/ml	60		4669
		2 µg/ml	37°C		Morphine sulfate : 0,5 mg/ml Ropivacain hydrochloride : 0,5 mg/ml	60		4669
		25 µg/ml	37°C		Morphine sulfate : 35 mg/ml	8		2251
		25 µg/ml	37°C		Baclofen : 1,5 mg/ml	12		2249
		25 µg/ml	37°C		Morphine sulfate : 20 mg/ml	19		2298
		25 µg/ml	37°C		Hydromorphone hydrochloride : 35 mg/ml	19		2251
		25 µg/ml	37°C		Fentanyl citrate : 1 µg/ml	26		2280
		25 µg/ml	37°C		Sufentanil citrate : 1 mg/ml	33		2280
		25 µg/ml	37°C		Morphine sulfate : 10 mg/ml	34		2298
		25 µg/ml	37°C		Clonidine hydrochloride : 2 mg/ml	60		2248
		25 µg/ml	5°C		Morphine sulfate : 20 mg/ml	28		2298
		25 µg/ml	5°C		Morphine sulfate : 10 mg/ml	60		2298
		25 µg/ml	37°C		Bupivacaine hydrochloride : 5 mg/ml	22		2252



Voie d'administration


































Bibliographie

	Type	Source
2248	Revue	Shields D, Montenegro R. Chemical stability of ziconotide-clonidine hydrochloride admixtures with and without morphine sulfate during simulated intrathecal administration. Neuromodulation 2007 ; 10, 1: 6-11.
2249	Revue	Shields D, Montenegro R, Aclan J. Chemical stability of admixtures combining ziconotide with baclofen during simulated intrathecal administration. Neuromodulation 2007 ; 10, 1: 12-17.
2251	Revue	Shields D, Montenegro R, Ragusa M. Chemical stability of admixtures combining ziconotide with morphine or hydromorphone during simulated intrathecal administration. Neuromodulation 2005 ; 8, 4: 257-263.
2252	Revue	Shields D, Montenegro R, Aclan J. Chemical stability of admixture combining ziconotide and bupivacaine during simulated intrathecal administration. Neuromodulation 2007 ; 10, 1: 1-5.
2280	Revue	Shields DE, Aclan J, Szatkowski A. Chemical stability of admixtures combining ziconotide with fentanyl or sufentanil during simulated intrathecal administration. Int J Pharm Compound 2008 ; 12, 5: 463-466.

2298	Revue	Shields D.E, Aclan J, Szatkowski A. Chemical stability of admixtures containing ziconotide 25 mcg/ml and morphine sulfate 10 mg/ml or 20 mg/ml during simulated intrathecal administration. Int J Pharm Compound 2008 ; 12, 6: 553-557.
3998	Revue	Robert J, Sorrieul J, Rossignol E, Beaussart H, Kieffer H, Folliard C, Dupouiron D, Devys C. Chemical Stability of Morphine, Ropivacaine, and Ziconotide in Combination for Intrathecal Analgesia. Int J Pharm Compound 2017 ; 21:4 :347-351
4473	Revue	Robert J, Sorrieul J, Andrieu A, Mounsef F, Dupouiron D, Devys C. Study of Physicochemical Stability of Ziconotide in Medication Cassette Reservoir. Neuromodulation 2020
4496	Revue	Sorrieul J, Robert J, Dupouiron D, Devys, C. Stability Study of Admixtures Combining Ziconotide With Morphine or Sufentanil in Polypropylene Syringes. Neuromodulation 2020 ; 24, 7: 1145-1156.
4503	Laboratoire	Ziconotide (Prialt®) - Summary of Product Characteristics RIEMSER Pharma GmbH 2018
4669	Revue	Robert J, Sorrieul J, Dupouiron D, Jubier-Hamon S, Bienfait F, Visbecq A, Devys C. Physicochemical Stability Study of the Morphine-Ropivacaine-Ziconotide Association in Implantable Pumps for Intrathecal Administration. Neuromodulation 2021 : 1-16.



Dictionnaire

 Antalgique	 Injectable
 Noms commerciaux	 Stabilité des solutions
 Contenant	 Molécule
 Concentration	 Température
 Conservation	 Durée de stabilité
 Biosimilaire	 Données conflictuelles
 Bibliographie	 Polyvinyl chlorure
 Chlorure de sodium 0,9%	 A l'abri de la lumière
 Heure	 Synchronomed®
 Jour	 Stabilité en mélange
 Solvant	 Molécule
 Polyolefine	 ? Non précisée
 Seringue polypropylène	 ? Non précisé
 Aucun	 Voie d'administration
 Intrathécale	 Bibliographie
 Dictionnaire	