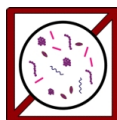
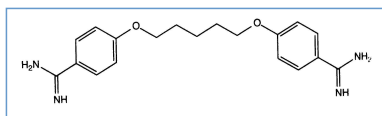


Stabilis



Pentamidine isetionate



Noms commerciaux

DBL Pentamidine isetionate	Malaisie
Manicare	Argentine
Nebupent	Etats Unis d'Amérique
Pentacarinat	Allemagne, Autriche, Belgique, Colombie, Danemark, Espagne, Finlande, France, Grande Bretagne, Grèce, Italie, Luxembourg, Nouvelle Zélande, Pays bas, Suède, Suisse
Pentam	Etats Unis d'Amérique
Pentamidina	Argentine, Espagne
Pentamidine isethionate	Australie, Canada, Etats Unis d'Amérique, Malaisie
Pentamina	Portugal



Stabilité des solutions

Container	Material	Concentration	Temperature	Light	Time	Stability	Notes	Reference
PVC	Green triangle, Red diamond	1 & 2 mg/ml	22°C-26°C	Sun icon	48	Checkmark		424
PVC	Green triangle, Red diamond	2 mg/ml	20°C	Question mark	24	Checkmark		1235
PI	Red diamond	2 & 6 mg/ml	25°C	Question mark	24	Checkmark		604
PI	Red diamond	2 & 6 mg/ml	4°C	Prohibited sun icon	10	Half moon		604























































Facteur influençant la stabilité

Water icon	Green triangle	Blue arrow	Red arrow pointing down	3559
Question mark icon	PVC	Green triangle	Blue arrow	424



Compatibilités

				
		Pentamidine isetionate : 6 mg/ml Aldesleukin : 0.0338 MUI/ml		36
		Pentamidine isetionate : 3 mg/ml Cefazolin sodium : 20 mg/ml		275
		Pentamidine isetionate : 3 mg/ml Cefoperazone sodium : 20 mg/ml		275
		Pentamidine isetionate : 3 mg/ml Cefotaxime sodium : 20 mg/ml		275
		Pentamidine isetionate : 3 mg/ml Cefoxitin sodium : 20 mg/ml		275
		Pentamidine isetionate Ceftazidime		3543
		Pentamidine isetionate : 3 mg/ml Ceftazidime : 20 mg/ml		275
		Pentamidine isetionate : 3 mg/ml Ceftriaxone disodium : 20 mg/ml		275
		Pentamidine isetionate : 6 & 30 mg/ml Diltiazem hydrochloride : 5 mg/ml		198
		Pentamidine isetionate : 6 mg/ml Fluconazole : 2 mg/ml		496
		Pentamidine isetionate Foscarnet sodium		3662
		Pentamidine isetionate : 6 mg/ml Foscarnet sodium : 24 mg/ml		1135
		Pentamidine isetionate : 6 mg/ml Foscarnet sodium : 24 mg/ml		73
		Pentamidine isetionate : 6 mg/ml Lansoprazole : 0.55 mg/ml		1625
		Pentamidine isetionate Linezolid		3560
		Pentamidine isetionate : 6 mg/ml Zidovudine : 4 mg/ml		337
		Pentamidine isetionate		3559
		Pentamidine isetionate : 6 mg/ml Linezolid : 2 mg/ml		1925



Voie d'administration





Bibliographie

	Type	Source
36	Revue	Alex S, Gupta SL, Minor JR, Turcovski-Corrales S, Gallelli JF, Taub D, Piscitelli SC. Compatibility and activity of aldesleukin (recombinant interleukin-2) in presence of selected drugs during simulated Y-site administration: Evaluation of three methods. Am J Health-Syst Pharm 1995 ; 52: 2423-2426.
73	Revue	Lor E, Takagi J. Visual compatibility of foscarnet with other injectable drugs. Am J Hosp Pharm 1990 ; 47: 157-159.
198	Revue	Gayed AA, Kheshary PR, Hinkle RL. Visual compatibility of diltiazem injection with various diluents and medications during simulated Y-site injection. Am J Health-Syst Pharm 1995 ; 52: 516-520.
275	Revue	Lewis JD, El-Gendy A. Cephalosporin-pentamidine isethionate incompatibilities. Am J Health-Syst Pharm 1996 ; 53: 1461-1462.
337	Revue	Bashaw ED, Amantea MA, Minor JR, Galleli JF. Visual compatibility of zidovudine with other drugs during simulated Y-site administration. Am J Hosp Pharm 1988 ; 45: 2532-2533.
424	Revue	De NC, Alam AS, Kapoor JN. Stability of pentamidine isethionate in 5% dextrose and 0.9% sodium chloride injections. Am J Hosp Pharm 1986 ; 43: 1486-1488.
496	Revue	Lor E, Sheybani T, Takagi J. Visual compatibility of fluconazole with commonly used injectable drugs during simulated Y-site administration. Am J Hosp Pharm 1991 ; 48: 744-746.
604	Laboratoire	Stabilité des médicaments dans l'Intermate® SV50, 100, 200 Baxter 1998
1135	Revue	Baltz JK, Kennedy P, Minor JR, Gallelli J. Visual compatibility of foscarnet with other injectable drugs during simulated Y-site administration. Am J Hosp Pharm 1990 ; 47: 2075-2077.
1235	Revue	Leigh PH, Buddle GC. Pentamidine infusion stability. Br J Pharm Pract 1988 ; 10: 22-23.
1625	Revue	Trissel LA, Saenz C, Williams YW, Ingram D. Incompatibilities of lansoprazole injection with other drugs during simulated Y-site coadministration. Int J Pharm Compound 2001 ; 5: 314-321.
1925	Revue	Trissel LA, Williams KY, Gilbert DL. Compatibility screening of linezolid injection during simulated Y-site administration with other drugs and infusion solutions. J Am Pharm Assoc 2000 ; 40: 515-519.
3543	Laboratoire	Ceftazidime – Summary of Product Characteristics Wockhardt 2013
3559	Laboratoire	Pentamidine diiséthionate (Pentacarinat®) - Résumé des caractéristiques du produit Sanofi Aventis France 2013
3560	Laboratoire	Linezolid (Zyvox®) - Summary of Product Characteristics Pharmacia 2013
3662	Laboratoire	Foscavir (Foscarnet®) - Summary of Product Characteristics Clinigen 2014



Dictionnaire

 Antibiotique	 Injectable
 Noms commerciaux	 Stabilité des solutions
 Contenant	 Molécule
 Concentration	 Température
 Conservation	 Durée de stabilité
 Biosimilaire	 Données conflictuelles
 Bibliographie	 Polyvinyl chlorure
 NaCl 0,9% ou glucose 5%	 Lumière
 Heure	 Non précisée
 Elastomère en polyisoprène	 Glucose 5%
 A l'abri de la lumière	 Jour
 Facteur influençant la stabilité	 Solvant
 Chlorure de sodium 0,9%	 Provoque
 Précipitation	 Adsorption
 Compatibilités	 Molécule
 Instabilité chimique	 Incompatible
 Précipitation immédiate	 Incompatibilité non précisée
 Compatible	 Turbidité immédiate
 Aucun	 Précipitation en 1 heure
 Voie d'administration	 Perfusion intraveineuse
 Intramusculaire	 Bibliographie
 Dictionnaire	