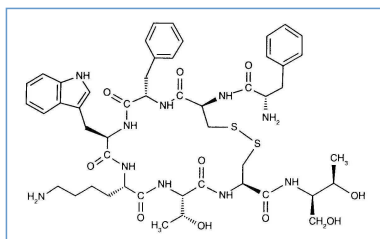


# Stabilis



## Octreotide acetate











Noms commerciaux

Akroken	Mexique
Badastin	Equateur
Bendatreotid	Egypte
Cryostatine	Mexique
Gasterina	Argentine, Chili
Jintrotide	Pérou
Longastatina	Italie
Nomactril	Mexique
Ocphyl	Canada
Octate	Inde
Octide	Inde
Octotide	Equateur
Octreotid	Allemagne
Octreotida	Espagne
Octreotide	Canada, Etats Unis d'Amérique, Grande Bretagne
Octride	Colombie, Equateur
Samilstin	Italie
Sandostatin	Allemagne, Argentine, Australie, Autriche, Brésil, Canada, Chili, Danemark, Emirats Arabes Unis, Equateur, Espagne, Etats Unis d'Amérique, Finlande, Grande Bretagne, Grèce, Hongrie, Irlande, Islande, Luxembourg, Malaisie, Norvège, Nouvelle Zélande, Pologne, Roumanie, Slovénie, Suède, Suisse, Italie, Portugal
Sandostatina	Italie, Portugal
Sandostatine	Belgique, France, Maroc, Pays bas, Portugal
Secrestat	Colombie
Siroctid	Belgique



### Stabilité des solutions

		0,2 mg/ml	-20°C		60			127
		0,2 mg/ml	23°C		7			294

		0,2 mg/ml	3°C		29			294
		0,2 mg/ml	5°C		60			127













































## Facteur influençant la stabilité

				4086
---	---	---	---	------



## Compatibilités

				
		Octreotide acetate		4086
		Octreotide acetate : 0,5 mg/ml	RL	4603
		Octreotide acetate : 0.00045 mg/ml		466
		Octreotide acetate : 0.5 mg/ml Amoxicillin sodium / clavulanic acid : 100/10 mg/ml		3824
		Octreotide acetate : 0.025 mg/ml		3948
		Octreotide acetate : 10 mg/ml		1415
		Octreotide acetate : 0.004 mg/ml Cefiderocol sulfate tosylate : 20 mg/mL		4528
		Octreotide acetate : 0.004 mg/ml Ceftolozane / tazobactam : 10/5 mg/ml		3828
		Octreotide acetate : 0,075 mg/ml Diamorphine hydrochloride : 25 mg/ml		2404
		Octreotide acetate : 0,0375 mg/ml Diamorphine hydrochloride : 12,5 mg/ml		2404
		Octreotide acetate : 0,1125 mg/ml Diamorphine hydrochloride : 12,5 mg/ml		2404
		Octreotide acetate : 0,075 mg/ml Diamorphine hydrochloride : 12,5 mg/ml		2404
		Octreotide acetate : 0,075 mg/ml Diamorphine hydrochloride : 6,25 mg/ml		2404
		Octreotide acetate : 0,1125 mg/ml Diamorphine hydrochloride : 6,25 mg/ml		2404
		Octreotide acetate : 0,0375 mg/ml Diamorphine hydrochloride : 6,25 mg/ml		2404
		Octreotide acetate Dimenhydrinate		2087
		Octreotide acetate : 0.004 mg/ml Fosfomycin : 30 mg/ml		4055
		Octreotide acetate : 0,01 & 0,02 mg/ml Insulin aspart : 1 UI/ml		1508
		Octreotide acetate : 0.004 mg/ml Isavuconazonium sulfate : 1.5 mg/ml		3829
		Octreotide acetate : 0.025 mg/ml		3948

		Octreotide acetate : 0,004 mg/ml Eravacycline : 0,6 mg/ml		4434
		Octreotide acetate : 0.005 mg/ml Micafungin : 1.5 mg/ml		2108
		Octreotide acetate : 0.5 mg/ml Naloxone hydrochloride : 0.4 mg/ml		3408
		Octreotide acetate : < 0.004 mg/ml Pantoprazole sodium : > 0.5 mg/ml		1902
		Octreotide acetate : < 0.0015 mg/ml Pantoprazole sodium : < 0.8 mg/ml		1902
		Octreotide acetate Pantoprazole sodium		2090
		Octreotide acetate : > 0.004 mg/ml Pantoprazole sodium : > 0.5 mg/ml		1902
		Octreotide acetate : 0.5 mg/ml Paracetamol : 10 mg/ml		4742
		Octreotide acetate : 0.004 mg/ml Plazomicin sulfate : 24 mg/ml		4145
		Octreotide acetate : 0,030 mg/ml Remdesivir : 1 mg/ml		4768
		Octreotide acetate : 0,5 mg/ml Salbutamol sulfate : 1 mg/ml		3216
		Octreotide acetate : 0,004 mg/ml Sulbactam/durlobactam : 15/15 mg/ml		4801
		Octreotide acetate : 0.5 mg/ml Thiopental sodium : 25 mg/ml		3767
		Octreotide acetate : 0.010 mg/ml		301



## Voie d'administration



## Bibliographie

	Type	Source
127	Revue	Ripley RG, Ritchie DJ, Holstad SG. Stability of octreotide acetate in polypropylene syringes at 5 and -20°C. Am J Health-Syst Pharm 1995 ; 52: 1910-1911.
294	Revue	Stiles ML, Allen LV, Resztak KE, Prince SJ. Stability of octreotide acetate in polypropylene syringes. Am J Hosp Pharm 1993 ; 50: 2356-2358.
301	Revue	Trissel LA, Gilbert DL, Martinez JF, Baker MB, Walter WV, Mirtallo JM. Compatibility of parenteral nutrient solutions with selected drugs during simulated Y-site administration. Am J Health-Syst Pharm 1997 ; 54: 1295-1300.
466	Revue	Ritchie DJ, Holstad SG, Westrich TJ, Hirsch JD, O&#39;Dorisio TM. Activity of octreotide acetate in a total nutrient admixture. Am J Hosp Pharm 1991 ; 48: 2172-2175.

1415	Revue	Trissel L.A, Gilbert D.L, Martinez J.F, Baker M.B, Walter W.V, Mirtallo J.M. Compatibility of medications with 3-in-1 parenteral nutrition admixtures. JPEN 1999 ; 23: 67-74.
1508	Revue	Voirol P, Berger-Gryllaki M, Pannatier A, Eggimann P, Sadeghipour F. Visual compatibility of insulin aspart with intravenous drugs frequently used in ICU. EJHP 2015 ;22:123-124.
1902	Revue	Walker SE, Wyllie A, Law S. Physical compatibility of pantoprazole with selected medications during simulated Y-site administration. Can J Hosp Pharm 2004 ; 57, 2: 90-96.
2087	Revue	Ferreira E, Forest JM, Hildgen P. Compatibility of dimenhydrinate injectable by Y administration. Pharmactuel 2004 ; 37: 17-20.
2090	Revue	Pere H, Chasse V, Forest JM, Hildgen P. Compatibility of injectable pantoprazole in Y-site administration. Pharmactuel 2004 ; 37: 193-196.
2108	Revue	Trusley C, Kupiec TC, Trissel LA. Compatibility of micafungin injection with other drugs during simulated Y-site co-administration. Int J Pharm Compound 2006 ; 10: 230-232.
2404	Revue	Fielding H, Kyaterekera , Skellern GG, Tetley JN, McDade JR, ZMsuya Z, Watson DG, Urie J. The compatibility and stability of octreotide acetate in the presence of diamorphine hydrochloride in polypropylene syringes Palliative Med 2000 ; 14: 205-208.
3216	Revue	Legris ME, Valiquette ME, Lavoie A, Forest JM, Leclair G. Compatibilité physique par évaluation visuelle du salbutamol injectable lors de son administration en Y. Pharmactuel 2011 ; 44, 1 : 14-18
3408	Revue	Tollec S, Touzin K, Pelletier E, Forest J.M. Evaluation visuelle de la compatibilité physique de la naloxone avec d'autres médicaments intraveineux usuels. Pharmactuel 2013 ; 46, 1 : 16-21.
3767	Revue	Legris M.E, Lavoie A, Forrest J.M, Hildgen P. Compatibilité par évaluation visuelle du thiopental injectable lors de son administration en Y avec des médicaments usuels. Pharmactuel 2014 ; 47, 3 : 167-172.
3824	Revue	Boudi S, Roy H, Forest JM, Leclair G. Compatibilité physique de l'association amoxicilline-acide clavulanique en injection avec plusieurs autres médicaments lors d'une administration en Y. Pharmactuel 2023 2023;56,3:91-98
3828	Poster	Thabit A.K, Hamada Y, Nicolau D.P. Ceftazolidime/tazobactam physical compatibility during simulated Y-site administration. ASHP Midyear 2015
3829	Poster	So W, Kim L, Thabit A.K, Nicolau D.P, Kuti J.L. Compatibility of isavanazonium sulfate during simulated Y-site administration. ASHP Midyear 2015
3948	Revue	Bouchoud L, Fonzo-Christe C, Klingmüller M, Bonnabry P . Compatibility of Intravenous Medications With Parenteral Nutrition - In Vitro Evaluation. JPEN 2012 ;30. 416-424.
4055	Revue	Monogue M, Almarzoky Abuhussain S, Kuti J, Nicolau D. Physical compatibility of fosfomicin for injection with select i.v. drugs during simulated Y-site administration. Am J Health-Syst Pharm 2018 , 75, 1:36-44
4086	Laboratoire	Octréotide - (Sandostatine®)- Résumé des caractéristiques du produit Novartis Pharma 2017
4145	Revue	Asempa T.E, Avery L.M, Kidd J.M, Kuti J.L, Nicolau D.P. Physical compatibility of plazomicin with select i.v. drugs during simulated Y-site administration. Am J Health-Syst Pharm 2018 ;75,14:1048-1056

4434	Revue	Avery L.M, Chen, I.H, Reyes, S, Nicolau, D.P, Kuti J.L. Assessment of the Physical Compatibility of Eravacycline and Common Parenteral Drugs During Simulated Y-site Administration. Clin Ther 2019 ; 41, 10: 2162-2170.
4528	Revue	Lu J, Liu Q, Kupiec T, Vail H, Lunch L, Fam D, Vu N. Physical Compatibility of Cefiderocol with Selected Intravenous Drugs During Simulated Y-site Administration. Int J Pharm Compound 2021 ;25,1:52-61
4603	Revue	Vallée M, Barthélémy I, Friciu M, Pelletier E, Forest J.M, Benoit F, Leclair G. Compatibility of Lactated Ringer's Injection With 94 Selected Intravenous Drugs During Simulated Y-site Administration. Hosp Pharm 2021 ; 56, 4: 228-234.
4742	Revue	Macoviciuc M, Nguyen C, Forest J-M, Leclair G. Compatibilité physique de l'acétaminophène injectable avec 102 autres médicaments lors d'une administration en Y. Pharmactuel 2022 ; 55, 4: 247-255.
4768	Revue	Kondo M, Genpei M, Watanabe K, Yoshida M, Tagui N, Fukao S, Sugaya K, Takase H. Y-site injection physical compatibility of remdesivir with select intravenous drugs used in palliative care and for treating coronavirus disease 2019. Journal of Nippon Medical school 2023
4801	Revue	Ruiz V, Yuwei Shen Y, Abouelhassan Y, Fouad A, Nicolau D, Kuti J. Physical compatibility of sulbactam/durlobactam with select intravenous drugs during simulated Y-site administration. Am J Health-Syst Pharm 2024 ;51,1:



# Dictionnaire

 Divers	 Injectable
 Noms commerciaux	 Stabilité des solutions
 Contenant	 Molécule
 Concentration	 Température
 Conservation	 Durée de stabilité
 Biosimilaire	 Données conflictuelles
 Bibliographie	 Seringue polypropylène
 Aucun	 A l'abri de la lumière
 Jour	 Facteur influençant la stabilité
 Solvant	 Nutrition parentérale (mélange ternaire)
 Provoque	 Dégradation
 Compatibilités	 Molécule
 Incompatibilité non précisée	 Incompatible
 Compatible	<b>RL</b> Ringer lactate
 NaCl 0,9% ou glucose 5%	 Eau pour préparation injectable
 Précipitation en 1 heure	 Nutrition parentérale (mélange binaire)
 Chlorure de sodium 0,9%	 Précipitation en 4 heures
 Précipitation immédiate	 Changement de couleur
 Voie d'administration	 Intraveineuse
 Perfusion intraveineuse	 Intramusculaire
 Sous cutanée	 Perfusion SC continue
 Bibliographie	 Dictionnaire