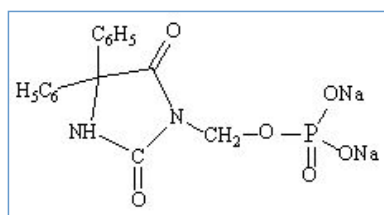


Stabilis



Fosphenytoin sodium



Noms commerciaux

Cerebryx	Canada, Etats Unis d'Amérique
Fosphen	Inde
Fostoin	Japon
Pro - Epanutin	Autriche, Danemark, Finlande, Grande Bretagne, Irlande, Islande, Luxembourg, Norvège, Pays bas, Suède
Prodilantin	Allemagne, Autriche, Belgique, Danemark, Etats Unis d'Amérique, Finlande, France, Grande Bretagne, Grèce, Hongrie, Irlande, Islande, Italie, Japon, Luxembourg, Pays bas, Pologne, Suède, Suisse



Stabilité des solutions

Container	Stability	Concentration	Temp	Light	Time	Compatibility	Warning	Ref
[]	▲▲	1 & 8 & 20 mg/ml	25°C	?	30	○		800
[]	▲▲	1 & 8 & 20 mg/ml	4°C	☀	30	○		800
PVC	▲▲	1 & 8 & 20 mg/ml	-20°C	☀	30	○		800
PVC	▲▲	1 & 8 & 20 mg/ml	25°C	?	30	○		800
PVC	▲▲	1 & 8 & 20 mg/ml	4°C	☀	30	○		800
PE	∅	50 mg/ml	-20°C	☀	30	○		800
PE	∅	50 mg/ml	25°C	?	30	○		800
PE	∅	50 mg/ml	4°C	☀	30	○		800



Stabilité en mélange

Container	Stability	Concentration	Temp	Light	Mixture	Time	Check	Ref
[]	▲	5 mg/ml	25°C	?	Lorazepam : 1 mg/ml	8	✓	1419
[]	▲	5 mg/ml	25°C	?	Phenobarbital sodium : 65 mg/ml	8	✓	1412



Compatibilités

				
		Fosphenytoin sodium : 20 mg/ml Fenoldopam mesylate : 80 µg/ml		1803
		Fosphenytoin sodium : 37,5 mg/ml Imipenem-Cilastatin / Relebactam : 5 mg/ml		4433
		Fosphenytoin sodium : 25 mg/ml Isavuconazonium sulfate : 1.5 mg/ml		3829
		Fosphenytoin sodium : 15 mg/ml Levetiracetam : 5 mg/ml		4569
		Fosphenytoin sodium : 5 mg/ml Lorazepam : 1 mg/ml		1419
		Fosphenytoin sodium : 5 mg/ml Midazolam hydrochloride : 2 mg/ml		1419
		Fosphenytoin sodium : 5 mg/ml Phenobarbital sodium : 65 mg/ml		1412
		Fosphenytoin sodium : 25 mg/ml Plazomicin sulfate : 24 mg/ml		4145
		Fosphenytoin sodium : 25 mg/ml Sulbactam/durlobactam : 15/15 mg/ml		4801
		Fosphenytoin sodium : 25 mg/ml Tedizolid phosphate : 0.8 mg/ml		3827
		Fosphenytoin sodium Valproic acid : 2 & 20 mg/ml		4428
		Fosphenytoin sodium : 10 mg/ml		3967
		Fosphenytoin sodium : 10 mg/ml		4370
		Fosphenytoin sodium : 50 mg/ml		3379



Voie d'administration












































Bibliographie

	Type	Source
800	Revue	Fischer JH, Cwik MJ, Luer MS, Sibley CB, Deyo KL. Stability of fosphenytoin sodium with intravenous solutions in glass bottles, polyvinyl chloride bags, and polypropylene syringes. Ann Pharmacotherapy 1997 ; 31: 553-559.
1412	Revue	Brett A, Riggs RM, Webster AA, Benner KW. Y-site stability of fosphenytoin and sodium phenobarbital. Int J Pharm Compound 1999 ; 3: 64-66.

1419	Revue	Riggs RM, English BA, Webster AA, McGuire JM, Riordan JM. Fosphenytoin Y-site stability studies with lorazepam and midazolam hydrochloride. Int J Pharm Compound 1999 ; 3: 235-238.
1803	Revue	Trissel, LA, Saenz CA, Ogundele OB, Ingram D, Baker MB. Compatibility of fenoldopam mesylate with other drugs during simulated Y-site administration. Am J Health-Syst Pharm 2003 ; 60: 80-85.
3379	Revue	Fox L.M, Wilder A.G, Foushee J.A. Physical compatibility of various drugs with neonatal total parenteral nutrient solution during simulated Y-site administration. Am J Health-Syst Pharm 2013 ;70:520-524.
3827	Poster	Ghazi I.M, Hamada Y, Nicolau D.P. Compatibility of tedizolid phosphate with selected intravenous drugs via simulated Y-site conditions. ASHP Midyear 2015
3829	Poster	So W, Kim L, Thabit A.K, Nicolau D.P, Kuti J.L. Compatibility of isavunazonium sulfate during simulated Y-site administration. ASHP Midyear 2015
3967	Revue	Staven V, Herra I, Wang S, Grönlie I, Tho I. Physical compatibility of total parenteral nutrition and drugs in Y-site administration to children from neonates to adolescents. J Pharm Pharmacol 2017 ;69,7:448-462
4145	Revue	Asempa T.E, Avery L.M, Kidd J.M, Kuti J.L, Nicolau D.P. Physical compatibility of plazomicin with select i.v. drugs during simulated Y-site administration. Am J Health-Syst Pharm 2018 ;75,14:1048-1056
4370	Revue	Staven V, Wang S, Gronlie I, Tho I. Physical stability of an all-in one parenteral nutrition admixture for preterm infants upon mixing with micronutrients and drugs EJHP 2018 2018;0:1-7
4428	Revue	Rashed S.M, Sweatman T.W, Thoma L, Hovinga C.A, Phelps S.J. Chemical Compatibility of Depacon® with Medications Frequently Administered by Intravenous Y-Site Delivery in Patients with Epilepsy or Head Trauma. J Pediatr Pharmacol Ther 2004 ; 9, 2: 126-132.
4433	Revue	Ghazi I.M, El Nekidy W.S, Sood A, Dulku A, Patel R, Patel K. Y-site Administration of Imipenem/Cilastatin/ Relebactam With Common Intravenous Medications Clin Ther 2020 ; 42, 3: 475-485.
4569	Revue	Lee T.M , Villareal C.L, Meyer L.M. Y-Site Compatibility of Intravenous Levetiracetam With Commonly Used Critical Care Medications. Hosp Pharm 2021 ; 56, 4: 282-286.
4801	Revue	Ruiz V, Yuwei Shen Y, Abouelhassan Y, Fouad A, Nicolau D, Kuti J. Physical compatibility of sulbactam/durlobactam with select intravenous drugs during simulated Y-site administration. Am J Health-Syst Pharm 2024 ;51,1:



Dictionnaire

 Antiépileptique	 Injectable
 Noms commerciaux	 Stabilité des solutions
 Contenant	 Molécule
 Concentration	 Température
 Conservation	 Durée de stabilité
 Biosimilaire	 Données conflictuelles
 Bibliographie	 Verre
 NaCl 0,9% ou glucose 5%	 Non précisée
 Jour	 A l'abri de la lumière
 Polyvinyl chlorure	 Seringue polypropylène
 Aucun	 Lumière
 Stabilité en mélange	 Solvant
 Molécule	 Chlorure de sodium 0,9%
 Heure	 Compatibilités
 Précipitation en 4 heures	 Incompatible
 Compatible	 Turbidité immédiate
 Précipitation immédiate	 Nutrition parentérale (mélange ternaire)
 Turbidité en 4 heures	 Nutrition parentérale (mélange binaire)
 Voie d'administration	 Perfusion intraveineuse
 Intramusculaire	 Bibliographie
 Dictionnaire	