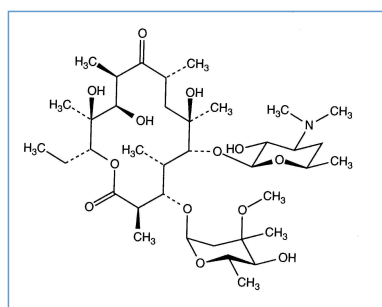


Stabilis



Erythromycin lactobionate



Noms commerciaux

Abboticin	Danemark, Finlande, Norvège, Suède
Eristin	Argentine
Erithromicina	Chili
Erycinum	Allemagne
Erythrocin	Allemagne, Arabie Saoudite, Australie, Canada, Etats Unis d'Amérique, Grande Bretagne, Irlande, Nouvelle Zélande
Erythrocin lactobionat ADD Vantage	Australie, Autriche
Erythrocin	Belgique, France, Luxembourg, Pays bas, Tunisie
Erythromycin	Allemagne, Etats Unis d'Amérique, Grande Bretagne, Hongrie
Erythromycine	Luxembourg
Erythromycinum	Pologne
Pantomicina	Chili, Espagne



Stabilité des solutions

Icon	Icon	Icon	Icon	Icon	Icon	Icon	Icon	Icon
		50 mg/ml	2-8°C		24			3674
		10 mg/ml	-20°C		30			573
		? mg/ml	5°C		60			1154
		4,54 mg/ml	-20°C		365			22

























































Facteur influençant la stabilité

PH > 10			20
7,5 < pH < 8			1153
PH < 5,5			20
























































Compatibilités

			
		Erythromycin lactobionate : 4 mg/ml Aciclovir sodium : 5 mg/ml	 336
		Erythromycin lactobionate Amikacin sulfate	3674
		Erythromycin lactobionate Amikacin sulfate	3549
		Erythromycin lactobionate Aminophylline	3674
		Erythromycin lactobionate : 2 mg/ml Amiodarone hydrochloride : 4 mg/ml	 385
		Erythromycin lactobionate Amobarbital sodium	3674
		Erythromycin lactobionate Amoxicillin sodium	3674
		Erythromycin lactobionate : 50 mg/ml Amoxicillin sodium / clavulanic acid : 100/10 mg/ml	3824
		Erythromycin lactobionate Amoxicillin sodium / clavulanic acid	3674
		Erythromycin lactobionate Ampicillin sodium	3674
		Erythromycin lactobionate Ampicillin sodium - sulbactam sodium	3674
		Erythromycin lactobionate : 5 mg/ml Anidulafungin : 0.5 mg/ml	 1982
		Erythromycin lactobionate Ascorbic acid	3674
		Erythromycin lactobionate Aztreonam	3674
		Erythromycin lactobionate : 5 mg/ml Bivalirudin : 5 mg/ml	 1713
		Erythromycin lactobionate : 50 mg/ml Caffeine : 10 mg/ml	 3964
		Erythromycin lactobionate Cefalotin sodium	3674
		Erythromycin lactobionate Cefamandole nafate	3674
		Erythromycin lactobionate Cefazolin sodium	3674
		Erythromycin lactobionate : 20 mg/ml Cefazolin sodium : 220 mg/ml	805
		Erythromycin lactobionate Cefepime dihydrochloride	3674
		Erythromycin lactobionate : 5 mg/ml Cefepime dihydrochloride : 125 mg/ml	 2141
		Erythromycin lactobionate Cefmenoxime	3674
		Erythromycin lactobionate : 10 & 50 mg/ml Cefmetazole sodium : 100 mg/ml	 93

		Erythromycin lactobionate Cefmetazole sodium		3674
		Erythromycin lactobionate Cefonicid sodium		3674
		Erythromycin lactobionate Cefoperazone sodium		3674
		Erythromycin lactobionate Ceforanide		3674
		Erythromycin lactobionate Cefotaxime sodium		3674
		Erythromycin lactobionate Cefoxitin sodium		3674
		Erythromycin lactobionate Cefpirome sulfate		3674
		Erythromycin lactobionate Ceftaroline fosamil		3674
		Erythromycin lactobionate : 10 & 50 mg/ml Ceftazidime : 83.3 mg/ml		1759
		Erythromycin lactobionate : 10 mg/ml		939
		Erythromycin lactobionate : 5 mg/ml Ceftazidime : 125 mg/ml		2141
		Erythromycin lactobionate Ceftazidime		3674
		Erythromycin lactobionate Ceftazidime Avibactam		3674
		Erythromycin lactobionate Ceftizoxime sodium		3674
		Erythromycin lactobionate Ceftobiprole medocaril sodium		3674
		Erythromycin lactobionate Ceftolozane / tazobactam		3674
		Erythromycin lactobionate Ceftriaxone disodium		3674
		Erythromycin lactobionate Cefuroxime sodium		3674
		Erythromycin lactobionate Cefuzonam		3674
		Erythromycin lactobionate Chloramphenicol sodium succinate		3674
		Erythromycin lactobionate Chlorpromazine hydrochloride		3674
		Erythromycin lactobionate : 5 mg/ml Cimetidine hydrochloride : 3 mg/ml		1201
		Erythromycin lactobionate : 50 mg/ml Cloxacillin sodium : 100 mg/ml		3012
		Erythromycin lactobionate Cloxacillin sodium		3674
		Erythromycin lactobionate Colistin mesilate sodium		3674
		Erythromycin lactobionate : 5 mg/ml Dexmedetomidine : 4 µg/ml		1712

		Erythromycin lactobionate Doripenem		3674
		Erythromycin lactobionate Doxycycline hyclate		3674
		Erythromycin lactobionate : 5 mg/ml Enalaprilate : 0.05 mg/ml		1315
		Erythromycin lactobionate Ertapenem		3674
		Erythromycin lactobionate : 5 mg/ml Esmolol hydrochloride : 10 mg/ml		384
		Erythromycin lactobionate : 5 mg/ml Fenoldopam mesylate : 80 µg/ml		1803
		Erythromycin lactobionate : 50 mg/ml	RL	4603
		Erythromycin lactobionate : 5 & 50 mg/ml Diltiazem hydrochloride : 5 mg/ml		198
		Erythromycin lactobionate : 5 mg/ml Doxapram hydrochloride : 2 mg/ml		1802
		Erythromycin lactobionate : 2 mg/ml Famotidine		397
		Erythromycin lactobionate : 5 mg/ml Flucloxacillin sodium : 20 mg/ml		1232
		Erythromycin lactobionate Flucloxacillin sodium		3674
		Erythromycin lactobionate : 20 mg/ml Fluconazole : 2 mg/ml		496
		Erythromycin lactobionate : 5 mg/ml Furosemide : 1 mg/ml		1232
		Erythromycin lactobionate : 3.3 mg/ml Heparin sodium : 50 UI/ml	∅	317
		Erythromycin lactobionate Heparin sodium		3674
		Erythromycin lactobionate : 50 mg/ml		999
		Erythromycin lactobionate : 20 mg/ml Foscarnet sodium : 24 mg/ml		1135
		Erythromycin lactobionate : 20 mg/ml Foscarnet sodium : 24 mg/ml	∅	73
		Erythromycin lactobionate Gentamicin sulfate		3674
		Erythromycin lactobionate Gentamicin sulfate		3520
		Erythromycin lactobionate Gentamicin sulfate		3643
		Erythromycin lactobionate Heparin sodium		3540
		Erythromycin lactobionate : 5 mg/ml Hetastarch : 60 mg/ml		1721
		Erythromycin lactobionate : 5 mg/ml Hydromorphone hydrochloride : 0.2 mg/ml		405
		Erythromycin lactobionate : 2 mg/ml Idarubicin hydrochloride : 1 mg/ml		491
		Erythromycin lactobionate Imipenem - cilastatin sodium		3674

		Erythromycin lactobionate Kanamycin sulfate		3674
		Erythromycin lactobionate : 5 mg/ml Labetalol hydrochloride : 1 mg/ml		386
		Erythromycin lactobionate Levomepromazine		3674
		Erythromycin lactobionate Linezolid		3560
		Erythromycin lactobionate : 5 mg/ml Linezolid : 2 mg/ml		1925
		Erythromycin lactobionate : 5 mg/ml Linezolid : 2 mg/ml		1607
		Erythromycin lactobionate : 5 mg/ml Lorazepam : 0.33 mg/ml		186
		Erythromycin lactobionate : 5 mg/ml Magnesium sulfate : 16.67 >> 100 mg/ml		1047
		Erythromycin lactobionate Meropenem		3674
		Erythromycin lactobionate : 50 mg/ml Meropenem : 50 mg/ml		4319
		Erythromycin lactobionate Mesna		3602
		Erythromycin lactobionate Methohexital sodium		3674
		Erythromycin lactobionate : 5 mg/ml Midazolam hydrochloride : 5 mg/ml		186
		Erythromycin lactobionate Minocycline hydrochloride		3674
		Erythromycin lactobionate : 5 mg/ml Morphine sulfate : 1 mg/ml		405
		Erythromycin lactobionate Moxalactam		3674
		Erythromycin lactobionate N-acetylcysteine : 200 mg/ml		3766
		Erythromycin lactobionate Nafcillin sodium		3674
		Erythromycin lactobionate : 50 mg/ml Naloxone hydrochloride : 0.4 mg/ml		3408
		Erythromycin lactobionate Netilmicin sulfate		3674
		Erythromycin lactobionate : 5 mg/ml Nicardipine hydrochloride : 0.1 mg/ml		1490
		Erythromycin lactobionate Oxacillin sodium		3674
		Erythromycin lactobionate Oxytetracycline hydrochloride		3674
		Erythromycin lactobionate : 50 mg/ml Paracetamol : 10 mg/ml		4742
		Erythromycin lactobionate Penicillin G potassium		3674
		Erythromycin lactobionate Penicillin G sodium		3674

		Erythromycin lactobionate Pentobarbital sodium		3674
		Erythromycin lactobionate : 5 mg/ml Pethidine hydrochloride : 10 mg/ml		405
		Erythromycin lactobionate Phenobarbital sodium		3674
		Erythromycin lactobionate Phenytoin sodium		3674
		Erythromycin lactobionate Piperacillin sodium		3674
		Erythromycin lactobionate Piperacillin sodium / tazobactam		3674
		Erythromycin lactobionate Plazomicin sulfate		3674
		Erythromycin lactobionate Prochlorperazine edysilate		3674
		Erythromycin lactobionate Promethazine hydrochloride		3674
		Erythromycin lactobionate Pyridoxine hydrochloride		3674
		Erythromycin lactobionate Rocuronium bromide		3564
		Erythromycin lactobionate : 50 mg/ml Salbutamol sulfate : 1 mg/ml		3216
		Erythromycin lactobionate Streptomycin sulfate		3674
		Erythromycin lactobionate : 20 mg/ml Tacrolimus : 1000 µg/ml		479
		Erythromycin lactobionate : 5 mg/ml Temocilline : 83.33 mg/ml		2231
		Erythromycin lactobionate Temocilline		3674
		Erythromycin lactobionate : 3.3 mg/ml Theophylline : 4 mg/ml		317
		Erythromycin lactobionate : 50 mg/ml Thiopental sodium : 25 mg/ml		3767
		Erythromycin lactobionate Thiopental sodium		3674
		Erythromycin lactobionate Ticarcillin / clavulanic acid		3674
		Erythromycin lactobionate Tigecycline		3674
		Erythromycin lactobionate Tobramycin sulfate		3674
		Erythromycin lactobionate Triflupromazine hydrochloride		3674
		Erythromycin lactobionate : 5 mg/ml Vancomycin hydrochloride : 10 mg/ml		3385
		Erythromycin lactobionate : 2 mg/ml Verapamil hydrochloride : 0.08 mg/ml		1057
		Erythromycin lactobionate : 20 mg/ml Zidovudine : 4 mg/ml		337



Bibliographie

	Type	Source
20	Revue	Pluta PL, Morgan PK. Stability of erythromycin in intravenous admixtures. Am J Hosp Pharm 1986 ; 43: 2732,2738.
22	Revue	Sewell GJ, Palmer AJ. The chemical and physical stability of three intravenous infusions subjected to frozen storage and microwave thawing. Int J Pharm 1991 ; 72: 57-63.
73	Revue	Lor E, Takagi J. Visual compatibility of foscarnet with other injectable drugs. Am J Hosp Pharm 1990 ; 47: 157-159.
93	Revue	Hutchings SR, Rusho WJ, Tyler LS. Compatibility of cefmetazole sodium with commonly used drugs during Y-site delivery. Am J Health-Syst Pharm 1996 ; 53: 2185-2188.
186	Revue	Swart EL, Mooren RAG, Van Loenen AC. Compatibility of midazolam hydrochloride and lorazepam with selected drugs during simulated Y-site administration. Am J Health-Syst Pharm 1995 ; 52: 2020-2022.
198	Revue	Gayed AA, Kheshary PR, Hinkle RL. Visual compatibility of diltiazem injection with various diluents and medications during simulated Y-site injection. Am J Health-Syst Pharm 1995 ; 52: 516-520.
317	Revue	Kershaw BP, Monnier HL, Mason JH. Visual compatibility of premixed theophylline or heparin with selected drugs for IV administration. Am J Hosp Pharm 1993 ; 50: 1360-1362.
336	Revue	Forman JK, Lachs JR, Souney PF. Visual compatibility of acyclovir sodium with commonly used intravenous drugs during simulated Y-site injection. Am J Hosp Pharm 1987 ; 44: 1408-1409.
337	Revue	Bashaw ED, Amantea MA, Minor JR, Galleli JF. Visual compatibility of zidovudine with other drugs during simulated Y-site administration. Am J Hosp Pharm 1988 ; 45: 2532-2533.
384	Revue	Colucci RD, Cobuzzi LE, Halpern NA. Visual compatibility of esmolol hydrochloride and various injectable drugs during simulated Y-site injection. Am J Hosp Pharm 1988 ; 45: 630-632.
385	Revue	Benedict MK, Roche VF, Banakar UV, Hilleman DE. Visual compatibility of amiodarone hydrochloride with various antimicrobial agents during simulated Y-site injection. Am J Hosp Pharm 1988 ; 45: 1117-1118.
386	Revue	Colucci RD, Cobuzzi LE, Halpern NA. Visual compatibility of labetalol hydrochloride injection with various injectable drugs during simulated Y-site injection. Am J Hosp Pharm 1988 ; 45: 1357-1358.

397	Revue	Fong PA, Ward J. Visual compatibility of intravenous famotidine with selected drugs. Am J Hosp Pharm 1989 ; 46: 125-126.
405	Revue	Nieves-Cordero AL, Luciw HM, Souney PF. Compatibility of narcotic analgesic solutions with various antibiotics during simulated Y-site injection. Am J Hosp Pharm 1985 ; 42: 1108-1109.
479	Revue	Min DI, Brown T, HWang GC. Visual compatibility of tacrolimus with commonly used drugs during simulated Y-site injection. Am J Hosp Pharm 1992 ; 49: 2964-2966.
491	Revue	Turowski RC, Durthaler JM. Visual compatibility of idarubicin hydrochloride with selected drugs during simulated Y-site injection. Am J Hosp Pharm 1991 ; 48: 2181-2184.
496	Revue	Lor E, Sheybani T, Takagi J. Visual compatibility of fluconazole with commonly used injectable drugs during simulated Y-site administration. Am J Hosp Pharm 1991 ; 48: 744-746.
573	Revue	Dinel BA, Ayotte DL, Behme RJ, Black BL, Whitby JL. Stability of antibiotic admixtures frozen in minibags. Drug Intell Clin Pharm 1977 ; 11: 542-548.
805	Revue	Oskroba DM, Leissing NC, Trissel LA. An automated process for determining the physical compatibility of drugs. Hosp Pharm 1997 ; 32: 1013-1020.
939	Revue	Gilbar PJ, Groves CF. Visual compatibility of total parenteral nutrition solution (Synthamin 17 Premix*) with selected drugs during simulated Y-site injection. Aust J Hosp Pharm 1994 ; 24: 167-170.
999	Revue	Watson D. Piggyback compatibility of antibiotics with pediatric parenteral nutrition solution. JPEN 1985 ; 9: 220-224.
1047	Revue	Souney PF, Colucci RD, Mariani G, Campbell D. Compatibility of magnesium sulfate solutions with various antibiotics during simulated Y-site injection. Am J Hosp Pharm 1984 ; 41: 323-324.
1057	Revue	Cutie MR. Compatibility of verapamil hydrochloride injection with commonly used additives. Am J Hosp Pharm 1983 ; 40: 1205-1207.
1135	Revue	Baltz JK, Kennedy P, Minor JR, Gallelli J. Visual compatibility of foscarnet with other injectable drugs during simulated Y-site administration. Am J Hosp Pharm 1990 ; 47: 2075-2077.
1153	Revue	Allwood MC. The influence of buffering on the stability of erythromycin injection in small-volume infusions. Int J Pharm 1992 ; 80: R7-R9.
1154	Revue	Allwood MC. The stability of erythromycin injection in small-volume infusions. Int J Pharm 1990 ; 62: R1-R3.
1201	Revue	Yuhas EM, Lofton FT, Rosenberg HA, Mayron D, Baldinus JG. Cimetidine hydrochloride compatibility III: Room temperature stability in drug admixtures. Am J Hosp Pharm 1981 ; 38: 1919-1922.
1232	Revue	Beatson C, Taylor A. A physical compatibility study of furosemide & flucloxacillin injections. Br J Pharm Pract 1987 ; 9: 223-226, 236.
1315	Revue	Halpern NA, Colucci RD, Alicea M, Greenstein R. Visual compatibility of enalaprilat with commonly used critical care medications during simulated Y-site injection. Int J Pharm Clin Pharmacol Ther Tox 1989 ; 27: 294-297.

1490	Revue	Halpern NA, Colucci RD, Alicea M, Greenstein R. The compatibility of nicardipine hydrochloride injection with various ICU medications during simulated Y-site injection. Int J Pharm Clin Pharmacol Ther Tox 1989 ; 27: 250-254.
1607	Revue	Trissel LA, Zhang Y, Xu QA. Incompatibility of erythromycin lactobionate and sulfamethoxazole/trimethoprim with linezolid injection. Hosp Pharm 2000 ; 35: 1192-1196.
1712	Revue	Trissel LA, Saenz CA. Compatibility screening of Precedex during simulated Y-site administration with other drugs. Int J Pharm Compound 2002 ; 6: 230-233.
1713	Revue	Trissel LA, Saenz CA. Compatibility screening of bivalirudin during simulated Y-site administration with other drugs. Int J Pharm Compound 2002 ; 6: 311-315.
1721	Revue	Trissel LA, Williams KY, Baker MB. Compatibility screening of Hextend during simulated Y-site administration with other drugs. Int J Pharm Compound 2001 ; 5: 69-72.
1759	Revue	Servais H, Tulkens PM. Stability and compatibility of ceftazidime administered by continuous infusion to intensive care patients. Antimicrob Agents Chemother 2001 ; 45: 2643-2647.
1802	Revue	Bell MS, Nolt DH. Visual compatibility of doxapram hydrochloride with drugs commonly administered via a Y-site in the intensive care nursery. Am J Health-Syst Pharm 2003 ; 60: 193-194.
1803	Revue	Trissel, LA, Saenz CA, Ogundele OB, Ingram D, Baker MB. Compatibility of fenoldopam mesylate with other drugs during simulated Y-site administration. Am J Health-Syst Pharm 2003 ; 60: 80-85.
1925	Revue	Trissel LA , Williams KY, Gilbert DL. Compatibility screening of linezolid injection during simulated Y-site administration with other drugs and infusion solutions. J Am Pharm Assoc 2000 ; 40: 515-519.
1982	Revue	Trissel LA, Ogundele AB. Compatibility of anidulafungin with other drugs during simulated Y-site administration. Am J Health-Syst Pharm 2005 ; 62: 834-837.
2141	Revue	Barinian N, Chanteux H, Viaene E, Servais H, Tulkens PM. Stability and compatibility study of cefepime in comparaison with ceftazidime for potential administration by continuous infusion under conditions pertinent to ambulatory treatment of cystic fibrosis patients and to administration in intensive care units. J Antimicrob Chemother 2003 ; 51: 651-658.
2231	Revue	de Jongh R, Hens R, Basma V, mouton JW, Tulkens PM, Carryn S. Continuous versus intermittent infusion of temocillin, a directed spectrum penicillin for intensive care patients with nosocomial pneumonia: stability, compatibility, population pharmacokinetic studies and breakpoint selection. J Antimicrob Chemother 2008 ; 61, 2: 382-388.
3012	Revue	Sullivan T, Forrest J.M, Leclair G. Compatibility of Cloxacillin Sodium with Selected Intravenous Drugs During Simulated Y-Site Administration Hosp Pharm 2015 ; 50, 3: 214-220.
3216	Revue	Legris ME, Valiquette ME, Lavoie A, Forest JM, Leclair G. Compatibilité physique par évaluation visuelle du salbutamol injectable lors de son administration en Y. Pharmactuel 2011 ; 44, 1 : 14-18
3385	Revue	Raverdi V, Ampe E, Hecq JD, Tulkens PM. Stability and compatibility of vancomycin for administration by continuous infusion. J Antimicrob Chemother 2013 ; 68: 1179-1182.

3408	Revue	Tollec S, Touzin K, Pelletier E, Forest J.M. Evaluation visuelle de la compatibilité physique de la naloxone avec d'autres médicaments intraveineux usuels. Pharmactuel 2013 ; 46, 1 : 16-21.
3520	Laboratoire	Cidomycin - Summary of product Characteristics. Sanofi 2011
3540	Laboratoire	Heparin sodium - Summary of Product Characteristics. Wockhardt 2010
3549	Laboratoire	Amikacine B Braun - Résumé des caractéristiques du produit. B Braun 2012
3560	Laboratoire	Linezolid (Zyvox®) - Summary of Product Characteristics Pharmacia 2013
3564	Laboratoire	Rocuronium B Braun - Résumé des caractéristiques du produit. B Braun 2012
3602	Laboratoire	Mesna (Uromitexan®)- Summary of Product Characteristics Baxter SAS 2013
3643	Laboratoire	Gentamicin sulphate (Cidomycin®) - Summary of Product Characteristics Sanofi 2015
3674	Laboratoire	Erythromycin lactobionate - Summary of Product Characteristics PanPharma 2016
3766	Revue	Forrest J.M, Hildgen P. Compatibilité de l'acétylcystéine injectable lors de son administration en Y avec d'autres médicaments usuels Pharmactuel 2014 ; 47, 3 : 161-165.
3767	Revue	Legris M.E, Lavoie A, Forrest J.M, Hildgen P. Compatibilité par évaluation visuelle du thiopental injectable lors de son administration en Y avec des médicaments usuels. Pharmactuel 2014 ; 47, 3 : 167-172.
3824	Revue	Boudi S, Roy H, Forest JM, Leclair G. Compatibilité physique de l'association amoxicilline-acide clavulanique en injection avec plusieurs autres médicaments lors d'une administration en Y. Pharmactuel 2023 2023;56,3:91-98
3964	Revue	Audet M.A, Forest E, Friciu M, Forest J.M, Leclair G. Compatibilité du citrate de caféine injectable avec plusieurs autres médicaments. Pharmactuel 2017 ; 50,1 : 27-33.
4319	Revue	Lessard J-J, Caron E, Schérer H, Forest J-M, Leclair G. Compatibility of Y-site Injection of Meropenem Trihydrate With 101 Other Injectable Drugs. Hosp Pharm 2020 ; 55, 5: 332-337.
4603	Revue	Vallée M, Barthélémy I, Friciu M, Pelletier E, Forest J.M, Benoit F, Leclair G. Compatibility of Lactated Ringer's Injection With 94 Selected Intravenous Drugs During Simulated Y-site Administration. Hosp Pharm 2021 ; 56, 4: 228-234.
4742	Revue	Macoviciuc M, Nguyen C, Forest J-M, Leclair G. Compatibilité physique de l'acétaminophène injectable avec 102 autres médicaments lors d'une administration en Y. Pharmactuel 2022 ; 55, 4: 247-255.



Dictionnaire

 Antibiotique	 Injectable
 Noms commerciaux	 Stabilité des solutions
 Contenant	 Molécule
 Concentration	 Température
 Conservation	 Durée de stabilité
 Biosimilaire	 Données conflictuelles
 Bibliographie	 Verre
 Eau pour préparation injectable	 Non précisée
 Heure	 Polyvinyl chlorure
 NaCl 0,9% ou glucose 5%	 A l'abri de la lumière
 Jour	 Chlorure de sodium 0,9%
 Facteur influençant la stabilité	 Provoque
 Dégradation	 Augmentation stabilité
 Compatibilités	 Molécule
 Solvant	 Compatible
 Glucose 5%	 Incompatibilité non précisée
 Incompatible	 Précipitation immédiate
 Aucun	 Turbidité en 1 heure
 Instabilité chimique	 Nutrition parentérale (mélange binaire)
RL Ringer lactate	 Solvant spécifique
 Voie d'administration	 Perfusion intraveineuse
 Perfusion continue	 Bibliographie
 Dictionnaire	