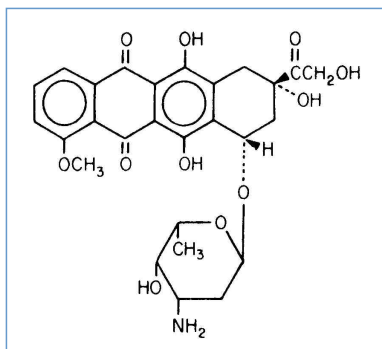


# Stabilis



## Doxorubicin hydrochloride



### Noms commerciaux

Adriacept	Allemagne
Adriamycin	Australie, Autriche, Canada, Danemark, Etats Unis d'Amérique, Finlande, Norvège
Adriblastin	Autriche, Suisse
Adriblastina	Belgique, Brésil, Croatie, Grèce, Italie, Pologne, Slovénie, Turquie
Adriblastine	France, Grèce
Adrimedac	Allemagne
Biorub	Brésil
Biorubina	Pologne
Dicladox	Argentine
Doxolem	Brésil
Doxorubicine	France, Suisse
Doxorubin	Belgique, Grèce
Farmiblastina	Espagne
Rastocin	Pologne
Robodoxo	Allemagne



### Stabilité des solutions

		2 mg/ml	-20°C		30			740
		2 mg/ml	4°C		180			740
		0,1 mg/ml	20-25°C		4			2256
		0,1 & 1 mg/ml	2-8°C		28			2256
		1 mg/ml	20-25°C		28			2256
		2 mg/ml	23°C		124			681
		2 mg/ml	4°C		124			681
		0.015 mg/ml	49°C		2			3706
		15 mg/ml	2-8°C		14			3402
		0,04 mg/ml	4°C		7			148
		0,1 mg/ml	-20°C		43			686

PVC		0,1 mg/ml	20-25°C		4				2256
PVC		0,1 mg/ml	22°C		8				1897
PVC		0,1 mg/ml	25°C		24				686
PVC		0,1 mg/ml	4°C		43				686
PVC		0,1 mg/ml	4°C		8				1897
PVC		0,1 & 1 mg/ml	2-8°C		28				2256
PVC		1 mg/ml	20-25°C		28				2256
PVC		1,4 mg/ml	-20°C		30				859
PVC		1 mg/ml	-20°C		14				1237
PE		0,1 mg/ml	20-25°C		4				2256
PE		0,1 mg/ml	25°C		8				1520
PE		0,1 mg/ml	4°C		8				1520
PE		0,1 & 1 mg/ml	2-8°C		28				2256
PE		1 mg/ml	20-25°C		28				2256
PE		0,02 mg/ml	22°C		24				1897
PE		0,02 mg/ml	4°C		24				1897
PE		0,02 mg/ml	22°C		8				1897
PE		0,02 mg/ml	25°C		8				1520
PE		0,02 mg/ml	4°C		8				1520
PE		0,02 mg/ml	4°C		8				1897
PP		0,1 mg/ml	25°C		28				632
EVA		0,5 mg/ml	22°C		14				142
EVA		0,5 mg/ml	35°C		14				142
EVA		1,25 mg/ml	22°C		28				142
EVA		1,25 mg/ml	35°C		7				142
EVA		1,25 mg/ml	4°C		28				142
EVA		0,5 mg/ml	4°C		14				142
EVA		0,5 mg/ml	4°C		28				142
PP		2 mg/ml	4°C		43				686
PP		0,1 mg/ml	20-25°C		4				2256
PP		0,1 & 1 mg/ml	2-8°C		28				2256
PP		1 mg/ml	20-25°C		28				2256
PP		1 & 2 mg/ml	23°C		124				681

		1 & 2 mg/ml	4°C		124			681
		2 mg/ml	2-8°C		84			3670



## Stabilité en mélange

		0,1 mg/ml	20°C-23°C		Granisetron hydrochloride : 0,5 mg/ml	2		57
		0,1 mg/ml	23°C		Palonosetron hydrochloride : 25 µg/ml	4		1955
		2 mg/ml	37°C		Vincristine sulfate : 0,2 mg/ml	7		1408
		2 mg/ml	8°C		Vincristine sulfate : 0,2 mg/ml	14		1408
		0,8 mg/ml	30°C		Ondansetron hydrochloride : 0,96 mg/ml Vincristine sulfate : 0,028 mg/ml	5		26
		1,67 mg/ml	35°C		Vincristine sulfate : 0,036 mg/ml	4		32
		1,67 mg/ml	4°C		Vincristine sulfate : 0,036 mg/ml	7		32
		0,1 & 2 mg/ml	21°C-23°C		Ondansetron hydrochloride : 0,03 & 0,3 mg/ml	48		184
		0,8 mg/ml	30°C		Ondansetron hydrochloride : 0,64 mg/ml Dacarbazine : 8 mg/ml	24		26
		0,8 mg/ml	4°C		Ondansetron hydrochloride : 0,64 mg/ml Dacarbazine : 8 mg/ml	7		26
		0,2 mg/ml	23°C		Paclitaxel : 0,3 & 1,2 mg/ml	24		1286
		0,2 mg/ml	32°C		Paclitaxel : 0,3 & 1,2 mg/ml	24		1286
		0,2 mg/ml	4°C		Paclitaxel : 0,3 & 1,2 mg/ml	24		1286
		0,12 mg/ml	2-6°C		Etoposide phosphate : 0,6 mg/ml Vincristine sulfate : 0,005 mg/ml	5		1606
		0,24 mg/ml	2-6°C		Etoposide phosphate : 1,2 mg/ml Vincristine sulfate : 0,010 mg/ml	5		1606
		0,4 mg/ml	2-6°C		Etoposide phosphate : 2 mg/ml Vincristine sulfate : 0,016 mg/ml	5		1606
		0,050 mg/ml	23°C-25°C		Vincristine sulfate : 0,002 mg/ml Etoposide : 0,250 mg/ml	72		1033
		0,025 mg/ml	23°C-25°C		Vincristine sulfate : 0,001 mg/ml Etoposide : 0,125 mg/ml	96		1033
		0,035 mg/ml	23°C-25°C		Vincristine sulfate : 0,0014 mg/ml Etoposide : 0,175 mg/ml	96		1033
		1,4 mg/ml	25°C		Vincristine sulfate : 0,033 & 0,053 mg/ml	4		2094
		0,040 mg/ml	31°C-33°C		Vincristine sulfate : 0,0016 mg/ml Etoposide : 0,200 mg/ml	72		1033
		0,12 mg/ml	35°C-40°C		Etoposide phosphate : 0,6 mg/ml Vincristine sulfate : 0,005 mg/ml	5		1606
		0,24 mg/ml	35°C-40°C		Etoposide phosphate : 1,2 mg/ml Vincristine sulfate : 0,010 mg/ml	5		1606

POF		0,4 mg/ml	35°C-40°C		Etoposide phosphate : 2 mg/ml Vincristine sulfate : 0,016 mg/ml	5		1606
POF		1,4 mg/ml	8°C		Vincristine sulfate : 0,033 & 0,053 mg/ml	14		2094
PSX		1,4 mg/ml	25°C		Vincristine sulfate : 0,033 mg/ml	14		408
PSX		1,4 mg/ml	37°C		Vincristine sulfate : 0,033 mg/ml	7		408
PSX		1,4 mg/ml	25°C		Vincristine sulfate : 0,033 mg/ml	14		408
PSX		1,4 mg/ml	37°C		Vincristine sulfate : 0,033 mg/ml	7		408
PI		0,12 mg/ml	2-6°C		Vincristine sulfate : 0,005 mg/ml Etoposide phosphate : 0,6 mg/ml	14		4102
PI		0,24 mg/ml	2-6°C		Vincristine sulfate : 0,01 mg/ml Etoposide phosphate : 1,2 mg/ml	14		4102
PI		0,4 mg/ml	2-6°C		Vincristine sulfate : 0,016 mg/ml Etoposide phosphate : 2 mg/ml	14		4102
PI		0,12 mg/ml	35°C		Vincristine sulfate : 0,005 mg/ml Etoposide phosphate : 0,6 mg/ml	7		4102
PI		0,24 mg/ml	35°C		Vincristine sulfate : 0,01 mg/ml Etoposide phosphate : 1,2 mg/ml	7		4102
PI		0,4 mg/ml	35°C		Vincristine sulfate : 0,016 mg/ml Etoposide phosphate : 2 mg/ml	7		4102
		1 mg/ml	20°C-23°C		Topotecan : 0,028 mg/ml	4		1026



### Facteur influençant la stabilité

	Nylon			167
				847
	< 0,5 mg/ml			1284
				1265
				1415
				301
				150
	PH = 4			1160
	PH >7			3645
				1897
				2256



















### Compatibilités

		Doxorubicin hydrochloride : 2 mg/ml Allopurinol sodium : 3 mg/ml
		307

		Doxorubicin hydrochloride : 2 mg/ml Amifostine : 10 mg/ml		3
		Doxorubicin hydrochloride : 2 mg/ml Amphotericin B cholesteryl sulfate complex : 0.83 mg/ml		921
		Doxorubicin hydrochloride : 2 mg/ml Anidulafungin : 0.5 mg/ml		1982
		Doxorubicin hydrochloride : 2 mg/ml Aztreonam : 40 mg/ml		99
		Doxorubicin hydrochloride : 1 mg/ml Caspofungin acetate : 0,7 mg/ml		2247
		Doxorubicin hydrochloride : 2 mg/ml Cladribine : 0.015 mg/ml		1496
		Doxorubicin hydrochloride : 2 mg/ml Cladribine : 0.5 mg/ml		1496
		Doxorubicin hydrochloride Dexamethasone sodium phosphate		3668
		Doxorubicin hydrochloride : 1 mg/ml Doripenem : 5 mg/ml		2262
		Doxorubicin hydrochloride : 2 mg/ml Droperidol : 2,5 mg/ml		763
		Doxorubicin hydrochloride : 2 mg/ml Etoposide phosphate : 5 mg/ml		1410
		Doxorubicin hydrochloride : 2 mg/ml Filgrastim : 30 µg/ml		244
		Doxorubicin hydrochloride : 2 mg/ml Fludarabine phosphate : 1 mg/ml		492
		Doxorubicin hydrochloride Fluorouracil		3645
		Doxorubicin hydrochloride Fluorouracil		3474
		Doxorubicin hydrochloride : 2 mg/ml Fluorouracil : 50 mg/ml		763
		Doxorubicin hydrochloride : 2 mg/ml Folate calcium : 10 mg/ml		763
		Doxorubicin hydrochloride : 2 mg/ml Furosemide : 10 mg/ml		763
		Doxorubicin hydrochloride : 2 mg/ml Gallium nitrate : 1 mg/ml		91
		Doxorubicin hydrochloride : 2 mg/ml Gemcitabine hydrochloride : 10 mg/ml		1423
		Doxorubicin hydrochloride : 0.2 mg/ml Granisetron hydrochloride : 1 mg/ml		57
		Doxorubicin hydrochloride Heparin sodium		3540
		Doxorubicin hydrochloride Heparin sodium		3645
		Doxorubicin hydrochloride : 2 mg/ml Heparin sodium : 1000 UI/ml		763
		Doxorubicin hydrochloride : 2 mg/ml Lansoprazole : 0.55 mg/ml		1625
		Doxorubicin hydrochloride : 2 mg/ml Linezolid : 2 mg/ml		1925



		Doxorubicin hydrochloride : 2 mg/ml Melphalan : 0.1 mg/ml		169
		Doxorubicin hydrochloride : 2 mg/ml		1415
		Doxorubicin hydrochloride : 2 mg/ml Methotrexate sodium : 25 mg/ml		763
		Doxorubicin hydrochloride : 2 mg/ml Metoclopramide hydrochloride : 5 mg/ml		763
		Doxorubicin hydrochloride : 2 mg/ml		301
		Doxorubicin hydrochloride : 0.4 mg/ml Methotrexate sodium : 30 mg/ml		150
		Doxorubicin hydrochloride Mitomycin		4471
		Doxorubicin hydrochloride Mitomycin		3128
		Doxorubicin hydrochloride Morphine sulfate		3531
		Doxorubicin hydrochloride : 2 mg/ml Ondansetron hydrochloride : 0,03 mg/ml		184
		Doxorubicin hydrochloride : 2 mg/ml Ondansetron hydrochloride : 0,016 >> 0,16 mg/ml		3574
		Doxorubicin hydrochloride : 2 mg/ml Ondansetron hydrochloride : 1 mg/ml		334
		Doxorubicin hydrochloride : 0,1 mg/ml Ondansetron hydrochloride : 0,03 mg/ml		184
		Doxorubicin hydrochloride : 0,1 mg/ml Ondansetron hydrochloride : 0,3 mg/ml		184
		Doxorubicin hydrochloride : 2 mg/ml Ondansetron hydrochloride : 0,3 mg/ml		184
		Doxorubicin hydrochloride : 1 mg/ml Oxaliplatin : 0,5 mg/ml		1662
		Doxorubicin hydrochloride : 15 mg/ml Oxaliplatin : 200 mg/ml		3706
		Doxorubicin hydrochloride : 2 mg/ml Paclitaxel : 1.2 mg/ml		85
		Doxorubicin hydrochloride : 0,2 mg/ml Paclitaxel : 0,3 & 1,2 mg/ml		1286
		Doxorubicin hydrochloride : 1 mg/ml Palonosetron hydrochloride : 50 µg/ml		1955
		Doxorubicin hydrochloride : 1 mg/ml Pemetrexed disodium : 20 mg/ml		1953
		Doxorubicin hydrochloride : 2 mg/ml Piperacillin sodium / tazobactam : 40/5 mg/ml		81
		Doxorubicin hydrochloride : 2 mg/ml Propofol : 10 mg/ml		300
		Doxorubicin hydrochloride : 2 mg/ml Propofol		660
		Doxorubicin hydrochloride : 2 mg/ml Sargramostim : 10 µg/ml		335
		Doxorubicin hydrochloride : 0.4 mg/ml Sodium bicarbonate		150
		Doxorubicin hydrochloride : 0.4 mg/ml Sodium bicarbonate : 14 mg/ml		150

	Doxorubicin hydrochloride : 2 mg/ml Teniposide : 0.1 mg/ml		905
	Doxorubicin hydrochloride : 2 mg/ml Thiotepa : 1 mg/ml		249
	Doxorubicin hydrochloride : 2 mg/ml Topotecan : 0.056 mg/ml		1026
	Doxorubicin hydrochloride : 2 mg/ml Vinblastine sulfate : 1 mg/ml		763
	Doxorubicin hydrochloride : 1,4 mg/ml Vincristine sulfate : 0,033 mg/ml		408
	Doxorubicin hydrochloride : 2 mg/ml Vincristine sulfate : 1 mg/ml		763
	Doxorubicin hydrochloride : 1,4 mg/ml Vincristine sulfate : 0,033 mg/ml		408
	Doxorubicin hydrochloride : 1,67 mg/ml Vincristine sulfate : 0,036 mg/ml		32
	Doxorubicin hydrochloride : 2 mg/ml Vinorelbine tartrate : 1 mg/ml		84



## Voie d'administration



## Bibliographie

	Type	Source
3	Revue	Trissel LA, Martinez JF. Compatibility of amifostine with selected drugs during simulated Y-site administration. Am J Health-Syst Pharm 1995 ; 52: 2208-2212.
26	Revue	Stewart JT, Warren FW, King DT, Venkateshwaran TG, Ponder GW, Fox JL. Stability of ondansetron hydrochloride, doxorubicin hydrochloride, and dacarbazine or vincristine sulfate in elastomeric portable infusion devices and polyvinyl chloride bags. Am J Health-Syst Pharm 1997 ; 54: 915-920.
32	Revue	Nyhammar EK, Johansson SG, Seiving BE. Stability of doxorubicin and vincristine sulfate in two portable infusion-pump reservoirs. Am J Health-Syst Pharm 1996 ; 53: 1171-1173.
57	Revue	Mayron D, Gennaro AR. Stability and compatibility of granisetron hydrochloride in IV solutions and oral liquids and during simulated Y-site injection with selected drugs. Am J Health-Syst Pharm 1996 ; 53: 294-304.
81	Revue	Trissel LA, Martinez JF. Compatibility of piperacillin sodium plus tazobactam with selected drugs during simulated Y-site injection. Am J Hosp Pharm 1994 ; 51: 672-678.
84	Revue	Trissel LA, Martinez JF. Visual, turbidimetric, and particle-content assessment of compatibility of vinorelbine tartrate with selected drugs during simulated Y-site injection. Am J Hosp Pharm 1994 ; 51: 495-499.

85	Revue	Trissel LA, Bready BB. Turbidimetric assessment of the compatibility of taxol with selected other drugs during simulated Y-site injection. Am J Hosp Pharm 1992 ; 49: 1716-1719.
91	Revue	Lober CA, Dollard PA. Visual compatibility of gallium nitrate with selected drugs during Y-site injection. Am J Hosp Pharm 1993 ; 50: 1208-1210.
99	Revue	Trissel LA, Martinez JF. Compatibility of aztreonam with selected drugs during simulated Y-site administration. Am J Health-Syst Pharm 1995 ; 52: 1086-1090.
142	Revue	Rochard EB, Barthes DMC, Courtois PY. Stability of fluorouracil, cytarabine, or doxorubicin hydrochloride in ethylene vinylacetate portable infusion-pump reservoirs. Am J Hosp Pharm 1992 ; 49: 619-623.
148	Revue	Dine T, Cazin JC, Gressier B, Luycks M, Brunet C, Cazin M, Goudaliez F, Mallevais ML, Toraub I. Stability and compatibility of four anthracyclines: doxorubicin, epirubicin, daunorubicin and pirarubicin with PVC infusion bags. Pharm Weekbl [Sci] 1992 ; 14: 365-369.
150	Revue	Aujoulat P, Coze C, Braguer D, Raybaud C. Physicochemical compatibility of methotrexate with co-administered drugs during cancer chemotherapy regimens. J Pharm Clin 1993 ; 12: 31-35.
167	Revue	Francomb MM, Ford JL, Lee MG. Adsorption of vincristine, vinblastine, doxorubicin and mitoxantrone to in-line intravenous filters. Int J Pharm 1994 ; 103: 87-92.
169	Revue	Trissel LA, Martinez JF. Physical compatibility of melphalan with selected drugs during simulated Y-site administration. Am J Hosp Pharm 1993 ; 50: 2359-2363.
184	Revue	Stewart JT, Warren FW, King DT, Fox JL. Stability of ondansetron hydrochloride and five antineoplastic medications. Am J Health-Syst Pharm 1996 ; 53: 1297-1300.
244	Revue	Trissel LA, Martinez JF. Compatibility of filgrastim with selected drugs during simulated Y-site administration. Am J Hosp Pharm 1994 ; 51: 1907-1913.
249	Revue	Trissel LA, Martinez JF. Compatibility of thiotepa (lyophilized) with selected drugs during simulated Y-site administration. Am J Health-Syst Pharm 1996 ; 53: 1041-1045.
300	Revue	Trissel LA, Gilbert DL, Martinez JF. Compatibility of propofol injectable emulsion with selected drugs during simulated Y-site administration. Am J Health-Syst Pharm 1997 ; 54: 1287-1292.
301	Revue	Trissel LA, Gilbert DL, Martinez JF, Baker MB, Walter WV, Mirtallo JM. Compatibility of parenteral nutrient solutions with selected drugs during simulated Y-site administration. Am J Health-Syst Pharm 1997 ; 54: 1295-1300.
307	Revue	Trissel LA, Martinez JF. Compatibility of allopurinol sodium with selected drugs during simulated Y-site administration. Am J Hosp Pharm 1994 ; 51: 1792-1799.
334	Revue	Trissel LA, Tramonte SM, Grilley BJ. Visual compatibility of ondansetron hydrochloride with selected drugs during simulated Y-site injection. Am J Hosp Pharm 1991 ; 48: 988-992.
335	Revue	Trissel LA, Bready BB, Kwan JW, Santiago NM. Visual compatibility of sargramostim with selected antineoplastic agents, anti-infectives, or other drugs during simulated Y-site injection. Am J Hosp Pharm 1992 ; 49: 402-406.



408	Revue	Beijnen JH, Neef C, Meuwissen OJAT, Rutten JJMH, Rosing H, Underberg WJM. Stability of intravenous admixtures of doxorubicin and vincristine. Am J Hosp Pharm 1986 ; 43: 3022-3027.
492	Revue	Trissel LA, Parks NPT, Santiago NM. Visual compatibility of fludarabine phosphate with antineoplastic drugs, anti-infectives, and other selected drugs during simulated Y-site injection. Am J Hosp Pharm 1991 ; 48: 2186-2189.
632	Revue	Beijnen JH, Rosing H, De Vries PA, Underberg WJM. Stability of anthracycline antitumour agents in infusion fluids. J Parenter Sci Technol 1985 ; 39: 220-222.
660	Revue	Michaels MR, Stauffer GL, Haas DP. Propofol compatibility with other intravenous drug products - Two new methods of evaluating IV emulsion compatibility. Ann Pharmacotherapy 1996 ; 30: 228-232.
681	Revue	Walker S, Lau D, DeAngelis C, Iazetta J, Coons C. Doxorubicin stability in syringes and glass vials and evaluation of chemical contamination. Can J Hosp Pharm 1991 ; 44: 71-78.
686	Revue	Wood MJ, Irwin WJ, Scott DK. Stability of doxorubicin, daunorubicin and epirubicin in plastic syringes and minibags. J Clin Pharm Ther 1990 ; 15: 279-289.
740	Revue	Hoffman DM, Grossano DD, Damin LA, Woodcock TM. Stability of refrigerated and frozen solutions of doxorubicin hydrochloride. Am J Hosp Pharm 1979 ; 36: 1536-1538.
763	Revue	Cohen MH, Johnson-Early A, Hood MA, McKenzie M, Citron ML, Jaffe N, Krasnow SH. Drug precipitation within IV tubing : A potential hazard of chemotherapy administration. Cancer Treat Rep 1985 ; 69: 1325-1326.
847	Revue	Tavoloni N, Guarino AM, Berck PD. Photolytic degradation of adriamycin. J Pharm Pharmacol 1980 ; 32: 860-862.
859	Revue	Karlsen J, Thonnesen HH, Olsen IR, Sollien AH, Skobba TJ. Stability of cytotoxic intravenous solutions subjected to freeze-thaw treatment. Nor Pharm Acta 1983 ; 45: 61-67.
905	Revue	Trissel LA, Martinez JF. Screening teniposide for Y-site physical incompatibilities. Hosp Pharm 1994 ; 29: 1010-1017.
921	Revue	Trissel LA, Gilbert DL, Martinez JF. Incompatibility and compatibility of amphotericin B cholesteryl sulfate complex with selected other drugs during simulated Y-site administration. Hosp Pharm 1998 ; 33: 284-292.
1026	Revue	Mayron D, Gennaro AR. Stability and compatibility of topotecan hydrochloride with selected drugs. Am J Health-Syst Pharm 1999 ; 56: 875-881.
1033	Revue	Wolfe JL, Thoma LA, Du C, Goldspiel BR, Gallelli JF, Grimes GJ, Potti GK. Compatibility and stability of vincristine sulfate, doxorubicin hydrochloride, and etoposide in 0.9% sodium chloride injection. Am J Health-Syst Pharm 1999 ; 56: 985-989.
1160	Revue	Beijnen JH, van der Houwen OAGJ, Underberg WJM. Aspects of the degradation kinetics of doxorubicin in aqueous solution. Int J Pharm 1986 ; 32: 123-131.
1237	Revue	Keusters L, Stolk LML, Umans R, Van Asten P. Stability of solutions of doxorubicin and epirubicin in plastic minibags for intravesical use after storage at -20°C and thawing by microwave radiation. Pharm Weekbl [Sci] 1986 ; 8: 194-197.

1265	Revue	Wood MJ, Irwin WJ, Scott DK. Photodegradation of doxorubicin, daunorubicin and epirubicin measured by high-performance liquid chromatography. J Clin Pharm Ther 1990 ; 15: 291-300.
1284	Revue	Williams BA, Tritton TR. Photoinactivation of anthracyclines. Photochem Photobiol 1981 ; 34: 131-134.
1286	Revue	Trissel LA, Xu QA, Gilbert DL. Compatibility and stability of paclitaxel combined with doxorubicin hydrochloride in infusion solutions. Ann Pharmacotherapy 1998 ; 32: 1013-1016.
1408	Revue	Priston MJ, Sewell GJ. Stability of three cytotoxic drugs infusions in the Graseby 9000 ambulatory infusion pump. J Oncol Pharm Practice 1998 ; 4: 143-149.
1410	Revue	Trissel LA, Martinez JF, Simmons M. Compatibility of etoposide phosphate with selected drugs during simulated Y-site injection. J Am Pharm Assoc 1999 ; 39: 141-145.
1415	Revue	Trissel L.A, Gilbert D.L, Martinez J.F, Baker M.B, Walter W.V, Mirtallo J.M. Compatibility of medications with 3-in-1 parenteral nutrition admixtures. JPEN 1999 ; 23: 67-74.
1423	Revue	Trissel LA, Martinez JF, Gilbert DL. Compatibility of gemcitabine hydrochloride with 107 selected drugs during simulated Y-site injection. J Am Pharm Assoc 1999 ; 39: 514-518.
1496	Revue	Trissel LA, Martinez JF, Gilbert DL. Screening cladribine for Y-site physical compatibility with selected drugs. Hosp Pharm 1996 ; 31: 1425-1428.
1520	Laboratoire	Etude de stabilité des médicaments en Ecoflac® B Braun 2001
1606	Revue	Yuan P, Grimes GJ, Shankman SE, Daniels CE, Goldspiel BR, Potti GK. Compatibility and stability of vincristine sulfate, doxorubicin hydrochloride, and etoposide phosphate in 0.9% sodium chloride injection. Am J Health-Syst Pharm 2001 ; 58: 594-598.
1625	Revue	Trissel LA, Saenz C, Williams YW, Ingram D. Incompatibilities of lansoprazole injection with other drugs during simulated Y-site coadministration. Int J Pharm Compound 2001 ; 5: 314-321.
1662	Revue	Trissel LA, Saenz CA, Ingram DS, Ogundele AB. Compatibility screening of oxaliplatin during simulated Y-site administration with other drugs. J Oncol Pharm Practice 2002 ; 8: 33-37.
1897	Revue	Sautou-Miranda V, Brigas F, Thibault M, Chopineau J. Compatibility of doxorubicin, daunorubicin and epirubicin with low-density polyethylene and polyvinyl chloride, and stability in various conditions of storage. EJHP 2001 ; 7, 3: 108-115.
1925	Revue	Trissel LA, Williams KY, Gilbert DL. Compatibility screening of linezolid injection during simulated Y-site administration with other drugs and infusion solutions. J Am Pharm Assoc 2000 ; 40: 515-519.
1953	Revue	Trissel LA, Saenz CA, Ogundele AB, Ingram DS. Physical compatibility of pemetrexed disodium with other drugs during simulated Y-site administration. Am J Health-Syst Pharm 2004 ; 61: 2289-2293.
1955	Revue	Trissel LA, Zhang Y. Palonosetron HCl compatibility and stability with doxorubicin HCl and epirubicin HCl during simulated Y-site administration. Ann Pharmacotherapy 2005 ; 39: 280-283.

1982	Revue	Trissel LA, Ogundele AB. Compatibility of anidulafungin with other drugs during simulated Y-site administration. Am J Health-Syst Pharm 2005 ; 62: 834-837.
2094	Revue	Trittler R. Stability of intravenous admixtures of doxorubicin and vincristine confirmed by LC-MS. EJHP Science 2006 ; 12, 1: 10-12.
2247	Revue	Chan P, Heatherly K, Kupiec T.C, Trissel L.A. Compatibility of caspofungin acetate injection with other drugs during simulated Y-site coadministration. Int J Pharm Compound 2008 ; 12, 3: 276-278.
2256	Laboratoire	Stability of doxorubicin "Ebewe" infusion solutions. Ebewe Pharma 2007
2262	Revue	Brammer MK, Chan P, Heatherly K, Trusley C, Kupiec TC, Trissel LA, Psathas PA, Gilmor T, Schaufelberger D. Compatibility of doripenem with other drugs during simulated Y-site administration Am J Health-Syst Pharm 2008 ; 65: 1261-1265.
3128	Laboratoire	Mitomycine (Amétycine®) - Résumé Caractéristiques du Produit Prostrakan 2013
3402	Revue	Hecq, J.-D., Lewis, A.L., Vanbeckbergen, D., Athanosopoulos, A., Galanti, L., Jamart, J., Czuczman, P., Chung, T. Doxorubicin-loaded drug-eluting beads (DC Bead®) for use in transarterial chemoembolization: A stability assessment. J Oncol Pharm Practice 2013 ; 19, 1: 65-74.
3474	Laboratoire	Fluorouracil - Summary of Product Characteristics Accord Healthcare Limited 2009
3531	Laboratoire	Morphine sulphate 10 mg/mL injection BP – Summary of Product Characteristics Wockhardt 2014
3540	Laboratoire	Heparin sodium - Summary of Product Characteristics. Wockhardt 2010
3574	Laboratoire	Ondansetron - Résumé des caractéristiques du produit Accord Healthcare France SAS 2013
3645	Laboratoire	Doxorubicin - Summary of Product Characteristics Accord Healthcare 2014
3668	Laboratoire	Dexamethasone - Summary of Product Characteristics Hospira 2015
3670	Revue	Sewell G, Massimini M. Studies on the stability and compatibility of cytotoxic drug infusion with the Tevadaptor system. EJOP 2014 ; 8, 3: 26-30.
3706	Revue	Escudero-Ortiz V, Duart-Duart M.J, P?rez-Ruixo C, P?rez-Ruixo J.J, Valenzuela B. Estudio de estabilidad de oxaliplatino y doxorubicina para su administración intraperitoneal con hipertermia. Farm Hosp 2014 ;38, 3:154-161
4102	Revue	Svirskis D, Behera S, Naidoo N, Beachman J, Raina T, Zhou Y, Berkahn L, Costello I, Gu Y. Stability of vincristine sulfate, doxorubicin hydrochloride and etoposide phosphate admixtures in polyisoprene elastomeric pump supporting transition of the EPOCH regimen to outpatient care. J Oncol Pharm Practice 2018 ;25,4:831-840.
4471	Laboratoire	Amétycine 10 mg poudre pour solution injectable - Résumé des caractéristiques du produit - Oct 10, 2019 Kyowa Kirin Pharma 2019



# Dictionnaire

 Anticancéreux	 Injectable
 Noms commerciaux	 Stabilité des solutions
 Contenant	 Molécule
 Concentration	 Température
 Conservation	 Durée de stabilité
 Biosimilaire	 Données conflictuelles
 Bibliographie	 Verre
 Eau pour préparation injectable	 A l'abri de la lumière
 Jour	 NaCl 0,9% ou glucose 5%
 Avec ou sans lumière	 Chlorure de sodium 0,9%
 Lumière	 Glucose 5%
 Heure	 DC Beads®
 Polyvinyl chlorure	 Non précisée
 Polyéthylène	 Polypropylène
 Ethylène vinyl acétate	 Seringue polypropylène
 Aucun	 Stabilité en mélange
 Solvant	 Molécule
 Polyolefine	 Polysiloxanne
 NaCl 0,45% Glucose 2,5%	 Elastomère en polyisoprène
 Non précisé	 Facteur influençant la stabilité
 Filtration	 Provoque
 Adsorption	 Dégradation
 Nutrition parentérale (mélange ternaire)	 Nutrition parentérale (mélange binaire)
 NaHCO <sub>3</sub>	 Augmentation stabilité
 Diminution	 Diminution de la stabilité
 Compatibilités	 Turbidité immédiate
 Incompatible	 Compatible
 Précipitation immédiate	 NaCl 0,9% + bactériostatique
 Incompatibilité non précisée	 Instabilité chimique
 Incompatibilité subvisuelle	 Instabilité de l'émulsion immédiate

 Perte de turbidité	 Changement de couleur
 Précipitation en 4 heures	 Voie d'administration
 Intraveineuse	 Perfusion intraveineuse
 Perfusion continue	 Intraartérielle
 Intravésicale	 Bibliographie
 Dictionnaire	