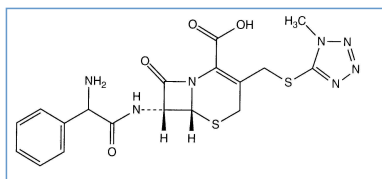


Stabilis



Cefamandole nafate



Noms commerciaux

Acemycin	Grèce
Cefam	Hongrie, Italie
Cefamandol	Luxembourg
Cefamandolo	Italie
Cemado	Italie
Kefadol	Irlande
Kefandol	Grande Bretagne, Maroc
Lampomandol	Italie
Mancef	Italie
Mandokef	Autriche, Grèce, Hongrie, Italie, Suisse
Mandol	Australie, Emirats Arabes Unis, Luxembourg, Nouvelle Zélande, Pays bas
Mandolsan	Italie
Septomandolo	Italie
Tarcefandol	Pologne



Stabilité des solutions

		250 mg/ml	4°C		96			3546
		10 mg/ml	25°C		48			418
		2 & 20 mg/ml	25°C		72			612
		2 & 20 mg/ml	5°C		7			612
		285 mg/ml	25°C		72			612
		285 mg/ml	5°C		10			612
		285 mg/ml	25°C		72			612
		285 mg/ml	5°C		10			612
		285 mg/ml	25°C		72			612
		285 mg/ml	5°C		10			612
		20 mg/ml	25°C		72			612
		20 mg/ml	5°C		7			612

		20 mg/ml	-20°C		30			576
		286 mg/ml	-20°C		270			574
		5 & 40 mg/ml	25°C		24			604
		5 & 40 mg/ml	4°C		10			604



Stabilité en mélange

		10 mg/ml	25°C		Clindamycin phosphate : 9 mg/ml	48		418
		5 mg/ml	25°C		Magnesium sulfate : 10 & 20 mg/ml	20		630
		16,6 mg/ml	20°C		Metronidazole : 4,1 mg/ml	4		1479



Compatibilités

	Cefamandole nafate : 285 mg/ml	999
	Cefamandole nafate Amikacin sulfate	3549
	Cefamandole nafate : 2 mg/ml	RL 612
	Cefamandole nafate : 20 mg/ml Aciclovir sodium : 5 mg/ml	336
	Cefamandole nafate Amikacin sulfate	3546
	Cefamandole nafate : 20 & 40 mg/ml Amiodarone hydrochloride : 4 mg/ml	385
	Cefamandole nafate Calcium chloride	3546
	Cefamandole nafate Calcium glucoheptonate	3546
	Cefamandole nafate Calcium gluconate	3546
	Cefamandole nafate Calcium gluconate	1165
	Cefamandole nafate Calcium gluconate	3644
	Cefamandole nafate : 2 >> 100 mg/ml Calcium gluconate	612
	Cefamandole nafate Calcium gluconate	3644
	Cefamandole nafate : 20 mg/ml Cimetidine hydrochloride : 6 mg/ml	1201

		Cefamandole nafate : 1 mg/ml Cimetidine hydrochloride : 0.3 mg/ml		1201
		Cefamandole nafate Clindamycin phosphate		3526
		Cefamandole nafate : 10 mg/ml Clindamycin phosphate : 9 mg/ml		418
		Cefamandole nafate : 10 >> 200 mg/ml Diltiazem hydrochloride : 5 mg/ml		198
		Cefamandole nafate : 10 >> 200 mg/ml Diltiazem hydrochloride : 1 mg/ml		198
		Cefamandole nafate Erythromycin lactobionate		3674
		Cefamandole nafate Folate calcium		3546
		Cefamandole nafate : 20 mg/ml Furosemide : 1 mg/ml		1232
		Cefamandole nafate : 2 >> 100 mg/ml Gentamicin sulfate		612
		Cefamandole nafate Gentamicin sulfate		3546
		Cefamandole nafate Gentamicin sulfate		3520
		Cefamandole nafate Gentamicin sulfate		3643
		Cefamandole nafate : 20 mg/ml Hetastarch : 60 mg/ml		472
		Cefamandole nafate : 20 mg/ml Hydromorphone hydrochloride : 0.2 mg/ml		405
		Cefamandole nafate Kanamycin sulfate		3546
		Cefamandole nafate Levofolate calcium		3546
		Cefamandole nafate : 285 mg/ml Lidocaine hydrochloride : 5 >> 20 mg/ml		612
		Cefamandole nafate Lidocaine hydrochloride		3546
		Cefamandole nafate Magnesium sulfate		3546
		Cefamandole nafate : 20 mg/ml Magnesium sulfate : 16.67 >> 100 mg/ml		1047
		Cefamandole nafate : 5 mg/ml Magnesium sulfate : 10 & 20 mg/ml		630
		Cefamandole nafate Mannitol : 100 & 200 mg/ml		1165
		Cefamandole nafate Metronidazole		3594
		Cefamandole nafate : 20 mg/ml Metronidazole : 5 mg/ml		1035
		Cefamandole nafate : 16.67 mg/ml Metronidazole : 4.17 mg/ml		1479
		Cefamandole nafate : 40 mg/ml Morphine sulfate : 1 mg/ml		406

		Cefamandole nafate : 20 mg/ml Morphine sulfate : 1 mg/ml		405
		Cefamandole nafate Netilmicin sulfate		3546
		Cefamandole nafate : 40 mg/ml Pethidine hydrochloride : 10 mg/ml		406
		Cefamandole nafate : 20 mg/ml Pethidine hydrochloride : 10 mg/ml		405
		Cefamandole nafate Potassium chloride		1165
		Cefamandole nafate : 2 >> 100 mg/ml Tobramycin sulfate		612
		Cefamandole nafate Tobramycin sulfate		3546
		Cefamandole nafate : 4 mg/ml Verapamil hydrochloride : 0.08 mg/ml		1057



Voie d'administration



Bibliographie

















































	Type	Source
198	Revue	Gayed AA, Kheshary PR, Hinkle RL. Visual compatibility of diltiazem injection with various diluents and medications during simulated Y-site injection. Am J Health-Syst Pharm 1995 ; 52: 516-520.
336	Revue	Forman JK, Lachs JR, Souney PF. Visual compatibility of acyclovir sodium with commonly used intravenous drugs during simulated Y-site injection. Am J Hosp Pharm 1987 ; 44: 1408-1409.
385	Revue	Benedict MK, Roche VF, Banakar UV, Hilleman DE. Visual compatibility of amiodarone hydrochloride with various antimicrobial agents during simulated Y-site injection. Am J Hosp Pharm 1988 ; 45: 1117-1118.
405	Revue	Nieves-Cordero AL, Luciw HM, Souney PF. Compatibility of narcotic analgesic solutions with various antibiotics during simulated Y-site injection. Am J Hosp Pharm 1985 ; 42: 1108-1109.
406	Revue	Smythe MA, Patel MA, Gasloli RA. Visual compatibility of narcotic analgesics with selected intravenous admixtures. Am J Hosp Pharm 1990 ; 47: 819-820.
418	Revue	Bosso JA, Townsend RJ. Stability of clindamycin phosphate and ceftizoxime sodium, cefoxitine sodium, cefamandole nafate, or ceftazolin sodium in two intravenous solutions. Am J Hosp Pharm 1985 ; 42: 2211-2214.
472	Revue	Wohlford JG, Fowler MD. Visual compatibility of hetastarch with injectable critical-care drugs. Am J Hosp Pharm 1989 ; 46: 995-996.

574	Revue	Kleinberg ML, Stauffer GL, Prior RB, Latiolais CJ. Stability of antibiotics frozen and stored in disposable hypodermic syringes. Am J Hosp Pharm 1980 ; 37: 1087-1088.
576	Revue	Holmes CJ, Ausman RK, Walter CW, Kundsinn RB. Activity of antibiotic admixtures subjected to different freeze-thaw treatments. Drug Intell Clin Pharm 1980 ; 14: 353-357.
604	Laboratoire	Stabilité des médicaments dans l'Intermate® SV50, 100, 200 Baxter 1998
612	Revue	Frable RA, Klink PR, Engel GL, Mundell EE. Stability of cefamandole nafate injection with parenteral solutions and additives. Am J Hosp Pharm 1982 ; 39: 622-627.
630	Revue	Das Gupta V, Stewart KR. Stability of metronidazole and ten antibiotics when mixed with magnesium sulphate solutions. J Clin Hosp Pharm 1985 ; 10: 67-72.
999	Revue	Watson D. Piggyback compatibility of antibiotics with pediatric parenteral nutrition solution. JPEN 1985 ; 9: 220-224.
1035	Revue	Bisaillon S, Sarrazin R. Compatibility of several antibiotics or hydrocortisone when added to metronidazole solution for intravenous infusion. J Parenter Sci Technol 1983 ; 37: 129-132.
1047	Revue	Souney PF, Colucci RD, Mariani G, Campbell D. Compatibility of magnesium sulfate solutions with various antibiotics during simulated Y-site injection. Am J Hosp Pharm 1984 ; 41: 323-324.
1057	Revue	Cutie MR. Compatibility of verapamil hydrochloride injection with commonly used additives. Am J Hosp Pharm 1983 ; 40: 1205-1207.
1165	Revue	Bowtle WJ, Heasman MJ, Prince AP, Easthope DA. Compatibility of the cephalosporin, cefamandole nafate with injections. Int J Pharm 1980 ; 4: 263-265.
1201	Revue	Yuhás EM, Lofton FT, Rosenberg HA, Mayron D, Baldinus JG. Cimetidine hydrochloride compatibility III: Room temperature stability in drug admixtures. Am J Hosp Pharm 1981 ; 38: 1919-1922.
1232	Revue	Beatson C, Taylor A. A physical compatibility study of furosemide & flucloxacillin injections. Br J Pharm Pract 1987 ; 9: 223-226, 236.
1479	Revue	Digel S. Cefamandolnafat und metronidazol. Chemische stabilität in einer mischung zur intravenösen infusion. Krankenhauspharmazie 1995 ; 1: 9-12.
3520	Laboratoire	Cidomycin - Summary of product Characteristics. Sanofi 2011
3526	Laboratoire	Clindamycin (Dalacin®) - Summary of Product Characteristics Pharmacia 2010
3546	Laboratoire	Cefamandole Flavelab - Résumé des caractéristiques du produit Panpharma SA 2007
3549	Laboratoire	Amikacine B Braun - Résumé des caractéristiques du produit. B Braun 2012
3594	Laboratoire	Metronidazole (Flagyl®) - Summary of Product Characteristics Zentiva 2013
3643	Laboratoire	Gentamicin sulphate (Cidomycin®) - Summary of Product Characteristics Sanofi 2015
3644	Laboratoire	Calcium gluconate® - Summary of Product Characteristics Hameln Pharmaceuticals 2010

3674	Laboratoire	Erythromycin lactobionate - Summary of Product Characteristics PanPharma 2016
------	-------------	--



Dictionnaire

 Antibiotique	 Injectable
 Noms commerciaux	 Stabilité des solutions
 Contenant	 Molécule
 Concentration	 Température
 Conservation	 Durée de stabilité
 Biosimilaire	 Données conflictuelles
 Bibliographie	 Verre
 Eau pour préparation injectable	 A l'abri de la lumière
 Heure	 NaCl 0,9% ou glucose 5%
 Lumière	 ? Non précisée
 Jour	 Chlorure de sodium 0,9%
 Eau ppi + bactériostatique	 NaCl 0,9% + bactériostatique
 Polyvinyl chlorure	 Glucose 5%
 Seringue polypropylène	 Elastomère en polyisoprène
 Stabilité en mélange	 Solvant
 Molécule	 ? Non précisé
 Aucun	 Compatibilités
 Compatible	 Nutrition parentérale (mélange binaire)
 Instabilité chimique	 Incompatible
 Turbidité immédiate	RL Ringer lactate
 Incompatibilité non précisée	 Précipitation immédiate
 Voie d'administration	 Intraveineuse
 Perfusion intraveineuse	 Perfusion continue
 Intramusculaire	 Bibliographie
 Dictionnaire	