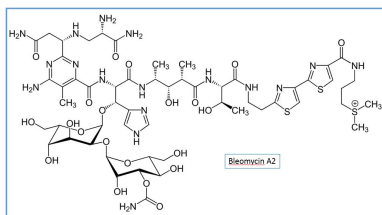


Stabilis



Bleomycin sulfate



Noms commerciaux

Bileco	Argentine
Blemisin	Turquie
Blenamax	Australie, Colombie, Malaisie
Blenoxane	Australie, Etats Unis d'Amérique
Bleo-Kyowa	Grande Bretagne
Bleocell	Allemagne
Bleocin	Arabie Saoudite, Emirats Arabes Unis, Grèce, Hongrie, Japon, Malaisie, Pérou, Pologne, Portugal, Turquie
Bleocip	Egypte, Vénézuela
Bleocris	Argentine, Chili, Pérou
Bleolem	Colombie, Mexique
Bleomax	Mexique
Bleomedac	Allemagne
Bleomicina	Chili, Colombie, Equateur, Espagne, Italie, Mexique, Pérou
Bleomycin	Allemagne, Australie, Autriche, Danemark, Etats Unis d'Amérique, Finlande, Grande Bretagne, Hongrie, Iran, Islande, Norvège, Pays bas, Pologne, Roumanie, Suède
Bleomycine	Belgique, Canada, France, Irlande, Luxembourg, Malaisie, Maroc, Nouvelle Zélande, Suisse, Tunisie
Bleomycine A	Danemark
Bleomycinum	Allemagne
Bleozen	Pérou
Blexit	Chili
Blocamicina	Argentine
Bloicin	Egypte, Pérou
Blomindex	Mexique
Blucin	Maroc
DBL Bleomycin	Malaisie, Nouvelle Zélande
Ifabec	Mexique
Lyoble	Pérou
Nikableocina	Chili
Oncobleocin	Colombie



Stabilité des solutions

		0,3 & 3 mg/ml	22°C-25°C	?	24			252
		3 mg/ml	2-8°C	?	24			3646
PVC		0,3 & 3 mg/ml	22°C-25°C	?	24			252
PP		0,75 mg/ml	22°C		7			3420
PP		0,75 mg/ml	4°C		7			3420



Stabilité en mélange

PP		0,75 mg/ml	22°C	?	Epinephrine hydrochloride : 3,5 µg/ml Lidocaine hydrochloride : 3,5 mg/ml	1		3420
PP		0,75 mg/ml	4°C	?	Epinephrine hydrochloride : 3,5 µg/ml Lidocaine hydrochloride : 3,5 mg/ml	3		3420



























































Facteur influençant la stabilité

				252
--	--	--	--	-----



Compatibilités

		307
Bleomycin sulfate : 1 mg/ml Allopurinol sodium : 3 mg/ml		
		252
Bleomycin sulfate		
		3
Bleomycin sulfate : 1 mg/ml Amifostine : 10 mg/ml		
		4154
Bleomycin sulfate Aminophylline		
		3646
Bleomycin sulfate Aminophylline		
		4154
Bleomycin sulfate Ascorbic acid		
		3646
Bleomycin sulfate Ascorbic acid		
		99
Bleomycin sulfate : 1 mg/ml Aztreonam : 40 mg/ml		

		Bleomycin sulfate Calcium chloride		4154
		Bleomycin sulfate Calcium glucoheptonate		4154
		Bleomycin sulfate Calcium gluconate		3644
		Bleomycin sulfate Calcium gluconate		4154
		Bleomycin sulfate Cefalotin sodium		4154
		Bleomycin sulfate Cefazolin sodium		4154
		Bleomycin sulfate Cisplatin		3578
		Bleomycin sulfate Dexamethasone sodium phosphate		3646
		Bleomycin sulfate Dexamethasone sodium phosphate		4154
		Bleomycin sulfate Diazepam		4154
		Bleomycin sulfate : 1 mg/ml Doxorubicin hydrochloride liposome peg : 0.4 mg/ml		251
		Bleomycin sulfate : 1 mg/ml Etoposide phosphate : 5 mg/ml		1410
		Bleomycin sulfate : 1 mg/ml Filgrastim : 30 µg/ml		244
		Bleomycin sulfate : 1 mg/ml Fludarabine phosphate : 1 mg/ml		492
		Bleomycin sulfate Folinate calcium		4154
		Bleomycin sulfate Furosemide		4154
		Bleomycin sulfate		4154
		Bleomycin sulfate Furosemide		3646
		Bleomycin sulfate : 1 mg/ml Gemcitabine hydrochloride : 10 mg/ml		1423
		Bleomycin sulfate : 1 mg/ml Granisetron hydrochloride : 0.05 mg/ml		182
		Bleomycin sulfate Hydrocortisone sodium succinate		4154
		Bleomycin sulfate Levofolinate calcium		4154
		Bleomycin sulfate Magnesium sulfate		4154
		Bleomycin sulfate		4154
		Bleomycin sulfate : 1 mg/ml Melphalan : 0.1 mg/ml		169
		Bleomycin sulfate Methotrexate sodium		4154
		Bleomycin sulfate Mitomycin		3128

		Bleomycin sulfate Mitomycin		4471
		Bleomycin sulfate Mitomycin		4154
		Bleomycin sulfate Nafcillin sodium		4154
		Bleomycin sulfate : 1 mg/ml Ondansetron hydrochloride : 1 mg/ml		334
		Bleomycin sulfate : 1 mg/ml Paclitaxel : 1.2 mg/ml		248
		Bleomycin sulfate Penicillin G potassium		4154
		Bleomycin sulfate Penicillin G sodium		4154
		Bleomycin sulfate : 1 mg/ml Piperacillin sodium / tazobactam : 40/5 mg/ml		81
		Bleomycin sulfate : 1 mg/ml Sargramostim : 10 µg/ml		335
		Bleomycin sulfate : 1 mg/ml Teniposide : 0.1 mg/ml		905
		Bleomycin sulfate Terbutaline sulfate		4154
		Bleomycin sulfate : 1 mg/ml Thiotepa : 1 mg/ml		249
		Bleomycin sulfate : 1 mg/ml Vinorelbine tartrate : 1 mg/ml		84



Voie d'administration



Bibliographie

	Type	Source
3	Revue	Trissel LA, Martinez JF. Compatibility of amifostine with selected drugs during simulated Y-site administration. Am J Health-Syst Pharm 1995 ; 52: 2208-2212.
81	Revue	Trissel LA, Martinez JF. Compatibility of piperacillin sodium plus tazobactam with selected drugs during simulated Y-site injection. Am J Hosp Pharm 1994 ; 51: 672-678.
84	Revue	Trissel LA, Martinez JF. Visual, turbidimetric, and particle-content assessment of compatibility of vinorelbine tartrate with selected drugs during simulated Y-site injection. Am J Hosp Pharm 1994 ; 51: 495-499.
99	Revue	Trissel LA, Martinez JF. Compatibility of aztreonam with selected drugs during simulated Y-site administration. Am J Health-Syst Pharm 1995 ; 52: 1086-1090.

169	Revue	Trissel LA, Martinez JF. Physical compatibility of melphalan with selected drugs during simulated Y-site administration. Am J Hosp Pharm 1993 ; 50: 2359-2363.
182	Revue	Trissel LA, Gilbert DL, Martinez JF. Compatibility of granisetron hydrochloride with selected drugs during simulated Y-site administration. Am J Health-Syst Pharm 1997 ; 54: 56-60.
244	Revue	Trissel LA, Martinez JF. Compatibility of filgrastim with selected drugs during simulated Y-site administration. Am J Hosp Pharm 1994 ; 51: 1907-1913.
248	Revue	Trissel LA, Martinez JF. Turbidimetric assessment of the compatibility of taxol with 42 other drugs during simulated Y-site injection. Am J Hosp Pharm 1993 ; 50: 300-304.
249	Revue	Trissel LA, Martinez JF. Compatibility of thiotepa (lyophilized) with selected drugs during simulated Y-site administration. Am J Health-Syst Pharm 1996 ; 53: 1041-1045.
251	Revue	Trissel LA, Gilbert DL, Martinez JF. Compatibility of doxorubicin hydrochloride liposome injection with selected other drugs during simulated Y-site administration. Am J Health-Syst Pharm 1997 ; 54: 2708-2713.
252	Revue	Koberda M, Zieske PA, Raghavan NV, Payton RJ. Stability of bleomycin sulfate reconstituted in 5% dextrose injection or 0.9% sodium chloride injection stored in glass vials or polyvinyl chloride containers. Am J Hosp Pharm 1990 ; 47: 2528-2529.
307	Revue	Trissel LA, Martinez JF. Compatibility of allopurinol sodium with selected drugs during simulated Y-site administration. Am J Hosp Pharm 1994 ; 51: 1792-1799.
334	Revue	Trissel LA, Tramonte SM, Grilley BJ. Visual compatibility of ondansetron hydrochloride with selected drugs during simulated Y-site injection. Am J Hosp Pharm 1991 ; 48: 988-992.
335	Revue	Trissel LA, Bready BB, Kwan JW, Santiago NM. Visual compatibility of sargramostim with selected antineoplastic agents, anti-infectives, or other drugs during simulated Y-site injection. Am J Hosp Pharm 1992 ; 49: 402-406.
492	Revue	Trissel LA, Parks NPT, Santiago NM. Visual compatibility of fludarabine phosphate with antineoplastic drugs, anti-infectives, and other selected drugs during simulated Y-site injection. Am J Hosp Pharm 1991 ; 48: 2186-2189.
905	Revue	Trissel LA, Martinez JF. Screening teniposide for Y-site physical incompatibilities. Hosp Pharm 1994 ; 29: 1010-1017.
1410	Revue	Trissel LA, Martinez JF, Simmons M. Compatibility of etoposide phosphate with selected drugs during simulated Y-site injection. J Am Pharm Assoc 1999 ; 39: 141-145.
1423	Revue	Trissel LA, Martinez JF, Gilbert DL. Compatibility of gemcitabine hydrochloride with 107 selected drugs during simulated Y-site injection. J Am Pharm Assoc 1999 ; 39: 514-518.
3128	Laboratoire	Mitomycine (Amétycine®) - Résumé Caractéristiques du Produit Prostrakan 2013
3420	Revue	El Kateb N, Chaussard M, Bellenger P, Petit A, Faure P. Stability of an extemporaneously prepared bleomycin-lidocaine-epinephrine intradermal admixture used in dermatology J Oncol Pharm Practice 2014 ; 21, 3: 178-187.

3578	Laboratoire	Cisplatin - Summary of Product Characteristics Accord Healthcare 2011
3644	Laboratoire	Calcium gluconate® - Summary of Product Characteristics Hameln Pharmaceuticals 2010
3646	Laboratoire	Bléomycine sulfate (Bléomycine Bellon®) - Résumé des caractéristiques du produit Sanofi Aventis France 2013
4154	Laboratoire	Bleomycin sulfate- Summary of Product Characteristics Accord Health Care 2018
4471	Laboratoire	Amétycine 10 mg poudre pour solution injectable - Résumé des caractéristiques du produit - Oct 10, 2019 Kyowa Kirin Pharma 2019



Dictionnaire

 Anticancéreux	 Injectable
 Noms commerciaux	 Stabilité des solutions
 Contenant	 Molécule
 Concentration	 Température
 Conservation	 Durée de stabilité
 Biosimilaire	 Données conflictuelles
 Bibliographie	 Verre
 Chlorure de sodium 0,9%	 Non précisée
 Heure	 Polyvinyl chlorure
 Polypropylène	 A l'abri de la lumière
 Jour	 Stabilité en mélange
 Solvant	 Molécule
 Facteur influençant la stabilité	 Glucose 5%
 Provoque	 Dégradation
 Compatibilités	 Compatible
 Instabilité chimique	 Incompatible
 Incompatibilité non précisée	 Nutrition parentérale (mélange ternaire)
 Nutrition parentérale (mélange binaire)	 Voie d'administration
 Intraveineuse	 Perfusion continue
 Intramusculaire	 Sous cutanée
 Intraartérielle	 Intrapleurale
 Intrapéritonéale	 Perfusion sous-cutanée
 Bibliographie	 Dictionnaire